

Ergebnisse der Verkehrszählungen Mobilitätskonzept für die Stadt Xanten

Knotenpunkte

Zusammenstellung der Zählungen und
Darstellung der DTV-Werte

Hilden, im Dezember 2020

büro stadVerkehr

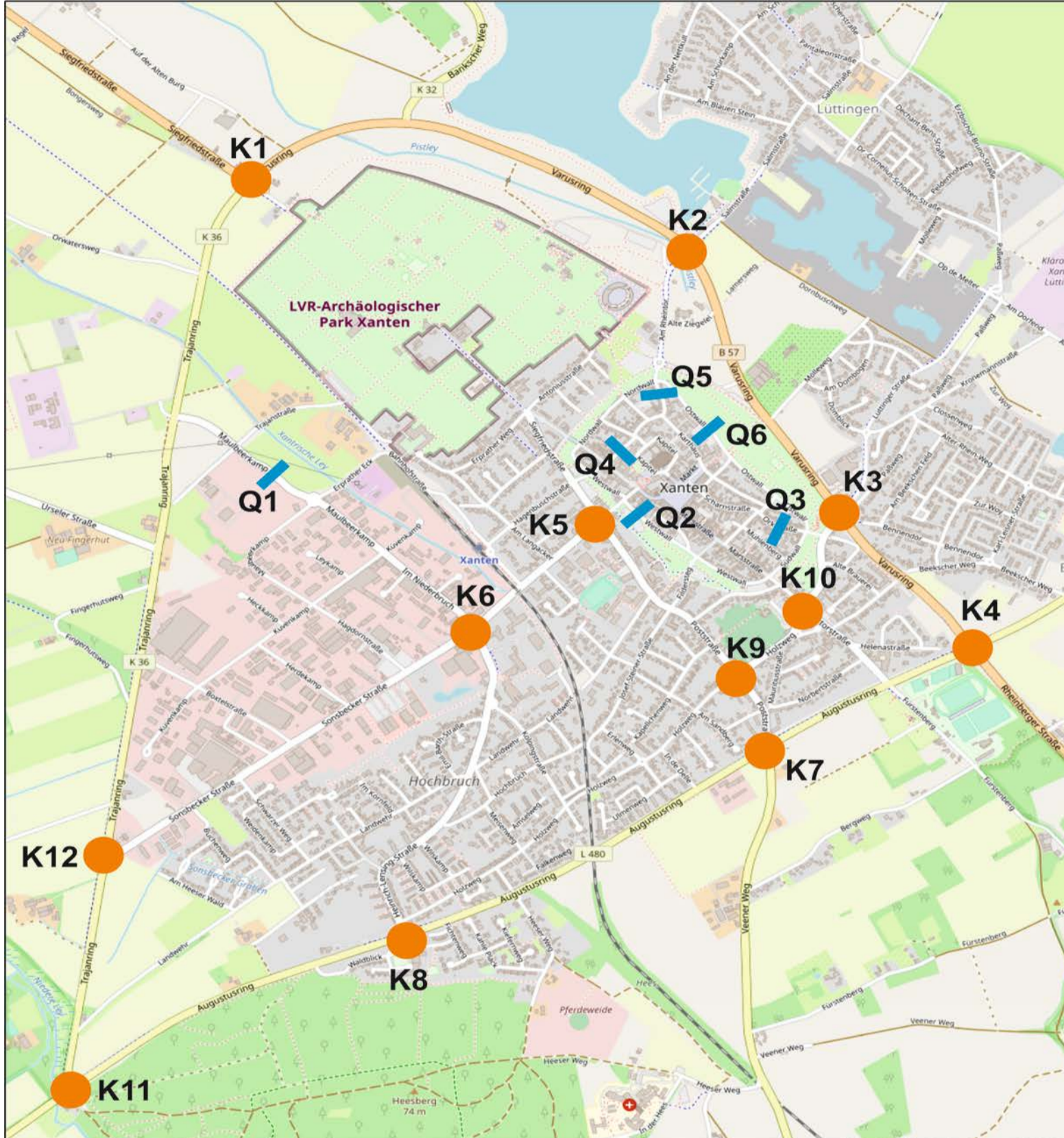

Anmerkungen zu den Verkehrsdaten

Folgende Aspekte sind zu berücksichtigen:

Es handelt sich um eine erste Darstellung der Verkehrsdaten der Knotenpunkte 1-12.

Für die Knotenpunkte wurden die Fahrzeugkategorien jeweils für die Zeiten zwischen 07:00 Uhr und 09:00 Uhr und 15:00 Uhr und 18:00 Uhr richtungsscharf erfasst.

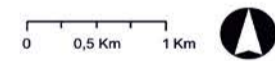
Die Berechnung der DTV-Werte erfolgte auf Grundlage des Hochrechnungsfaktors der Querschnittszählungen.



Mobilitätskonzept Xanten

Zählstellen Verkehrserhebung

-  Knotenpunkt
(07:00-09:00 und 15:00-18:00 Uhr Zählung)
-  Querschnitt
(24h-Zählung)

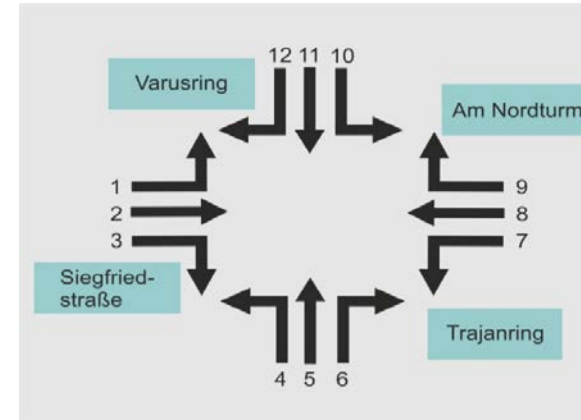


büro stadVerkehr

Knotenpunkt 1

Siegfriedstraße/ Trajanring/ Am Nordturm/ Varusing
August 2020
5 Stundenzählung
07:00 - 09:00 Uhr
15:00 - 18:00 Uhr

Datum der Zählung: Di. 25.08.2020



Intervall				Fz-Arten	Siegfriedstraße			Trajanring			Am Nordturm			Varusing			
					LA	GA	RA	LE	GE	RE	LA	GE	RA	LE	GE	RE	
					1	2	3	4	5	6	7	8	9	10	11	12	
7:00	7:15	7,00	1	PKW	19	0	16	21	9	0	0	0	1	1	0	17	23
		7,00	1	KRAD	0	0	0	0	0	0	0	0	0	0	0	0	0
		7,00	1	LIEFER	0	0	0	0	0	0	0	0	0	0	0	0	0
		7,00	1	LKW	3	0	0	1	0	0	0	0	0	0	0	2	4
		7,00	1	LASTZUG	0	0	0	0	0	0	0	0	0	0	0	3	2
Summe	127	7,00	1	BUS	0	0	0	0	0	0	0	0	0	0	0	3	2
7:15	7:30	7,25	1	99 PKW	24	0	36	21	9	0	1	0	0	1	25	20	
		7,25	1	99 KRAD	0	0	2	0	0	0	0	0	0	0	0	0	
		7,25	1	99 LIEFER	1	0	1	8	5	0	0	0	0	0	3	2	
		7,25	1	99 LKW	1	0	1	1	1	0	0	0	0	0	0	0	
		7,25	1	99 LASTZUG	0	0	0	0	0	0	0	0	0	0	1	1	
Summe	165	7,25	1	99 BUS	0	0	0	0	0	0	0	0	0	0	0	0	
7:30	7:45	7,50	1	99 PKW	22	0	40	13	16	0	0	1	0	0	32	24	
		7,50	1	99 KRAD	0	0	0	0	0	0	0	0	0	0	0	1	
		7,50	1	99 LIEFER	4	0	0	2	5	0	0	0	0	0	0	2	
		7,50	1	99 LKW	0	0	0	0	0	0	0	0	0	0	0	1	
		7,50	1	99 LASTZUG	0	0	0	0	1	0	0	0	0	0	2	0	
Summe	169	7,50	1	99 BUS	0	0	1	2	0	0	0	0	0	0	0	0	
7:45	8:00	7,75	1	99 PKW	16	0	62	32	19	0	0	0	0	0	37	21	
		7,75	1	99 KRAD	0	0	2	0	0	0	0	0	0	0	0	1	
		7,75	1	99 LIEFER	2	0	1	2	1	0	0	0	0	0	5	0	
		7,75	1	99 LKW	0	0	1	1	1	0	0	0	0	0	0	0	
		7,75	1	99 LASTZUG	0	0	0	0	0	0	0	0	0	0	1	5	
Summe	213	7,75	1	99 BUS	0	0	3	0	0	0	0	0	0	0	0	0	
8:00	8:15	8,00	1	99 PKW	22	0	29	19	12	0	0	0	0	0	23	17	
		8,00	1	99 KRAD	0	0	1	0	0	0	0	0	0	0	0	0	
		8,00	1	99 LIEFER	3	0	2	4	2	0	0	0	0	0	1	1	
		8,00	1	99 LKW	1	0	0	0	1	0	0	0	0	0	3	0	
		8,00	1	99 LASTZUG	0	0	0	0	4	0	0	0	0	0	0	0	
Summe	147	8,00	1	99 BUS	0	0	0	2	0	0	0	0	0	0	0	0	
8:15	8:30	8,25	1	PKW	12	0	22	14	15	0	0	0	0	0	22	11	
		8,25	1	KRAD	0	0	0	0	0	0	0	0	0	0	1	0	
		8,25	1	LIEFER	3	0	1	0	0	0	0	0	0	0	4	2	
		8,25	1	LKW	1	0	0	0	1	0	0	0	0	0	3	0	
		8,25	1	LASTZUG	0	0	0	0	1	0	0	0	0	0	0	0	
Summe	113	8,25	1	BUS	0	0	0	0	0	0	0	0	0	0	0	0	
8:30	8:45	8,50	1	PKW	20	0	25	11	9	1	0	1	0	0	29	15	
		8,50	1	KRAD	0	0	2	0	0	0	0	0	0	0	0	1	
		8,50	1	LIEFER	2	0	6	4	2	0	0	0	0	0	2	2	
		8,50	1	LKW	0	0	1	0	0	0	0	0	0	0	0	0	
		8,50	1	LASTZUG	1	0	1	0	1	0	0	0	0	0	0	0	
Summe	138	8,50	1	BUS	0	0	2	0	0	0	0	0	0	0	0	0	
8:45	9:00	8,75	1	PKW	18	0	29	19	12	0	0	0	0	0	23	19	
		8,75	1	KRAD	0	0	0	0	0	0	0	0	0	0	0	0	
		8,75	1	LIEFER	1	0	1	5	2	0	0	0	0	0	3	2	
		8,75	1	LKW	0	0	0	0	2	0	0	0	0	0	0	1	
		8,75	1	LASTZUG	0	0	1	1	0	0	0	0	0	0	1	1	
Summe	142	8,75	1	BUS	0	0	1	0	0	0	0	0	0	0	0	0	

15:00	15:15	15,00	2	PKW	12	0	22	29	32	0	0	0	0	0	31	40
		15,00	2	KRAD	0	0	1	0	0	0	0	0	0	0	0	0
		15,00	2	LIEFER	1	0	2	3	0	0	0	0	0	0	3	4
		15,00	2	LKW	0	0	0	0	0	0	0	0	0	0	0	0
		15,00	2	LASTZUG	0	0	0	0	0	0	0	0	0	0	0	0
Summe	181	15,00	2	BUS	0	0	0	1	0	0	0	0	0	0	0	0
15:15	15:30	15,25	2	PKW	23	0	23	21	26	0	0	0	0	0	28	30
		15,25	2	KRAD	0	0	0	0	0	0	0	0	0	0	0	1
		15,25	2	LIEFER	0	0	0	3	3	0	0	0	0	0	0	3
		15,25	2	LKW	0	0	0	0	1	0	0	0	0	0	0	0
		15,25	2	LASTZUG	0	0	0	0	0	0	0	0	0	0	2	1
Summe	167	15,25	2	BUS	0	0	0	2	0	0	0	0	0	0	0	0
15:30	15:45	15,50	2	PKW	21	0	41	30	21	0	0	0	0	0	26	23
		15,50	2	KRAD	0	0	0	0	1	0	0	0	0	0	0	2
		15,50	2	LIEFER	1	0	3	5	1	0	0	0	0	0	3	0
		15,50	2	LKW	0	0	1	1	1	0	0	0	0	0	0	2
		15,50	2	LASTZUG	0	0	3	2	0	0	0	0	0	0	2	0
Summe	190	15,50	2	BUS	0	0	0	0	0	0	0	0	0	0	0	0
15:45	16:00	15,75	2	99 PKW	26	0	32	37	35	0	0	0	0	0	31	20
		15,75	2	99 KRAD	0	0	0	0	0	0	0	0	0	0	0	0
		15,75	2	99 LIEFER	1	0	2	2	4	0	0	0	0	0	1	3
		15,75	2	99 LKW	0	0	0	0	0	0	0	0	0	0	0	0
		15,75	2	99 LASTZUG	0	0	1	0	1	0	0	0	0	0	1	0
Summe	199	15,75	2	99 BUS	0	0	2	0	0	0	0	0	0	0	0	0
16:00	16:15	16,00	2	99 PKW	21	0	34	47	30	1	0	1	0	0	36	36
		16,00	2	99 KRAD	0	0	0	2	0	0	0	0	0	0	1	0
		16,00	2	99 LIEFER	3	0	3	0	3	0	0	0	0	0	0	4
		16,00	2	99 LKW	0	0	0	1	0	0	0	0	0	0	0	2
		16,00	2	99 LASTZUG	1	0	0	0	0	0	0	0	0	0	1	0
Summe	231	16,00	2	99 BUS	0	0	0	2	0	0	0	0	0	0	2	0
16:15	16:30	16,25	2	99 PKW	33	0	28	34	35	0	0	0	0	0	31	28
		16,25	2	99 KRAD	0	0	0	0	0	0	0	0	0	0	0	0
		16,25	2	99 LIEFER	1	1	1	6	2	0	0	0	0	0	4	3
		16,25	2	99 LKW	0	0	0	0	0	0	0	0	0	0	0	0
		16,25	2	99 LASTZUG	1	0	0	0	0	0	0	0	0	0	2	0
Summe	210	16,25	2	99 BUS	0	0	0	0	0	0	0	0	0	0	0	0
16:30	16:45	16,50	2	99 PKW	27	0	31	37	30	0	0	0	0	0	24	39
		16,50	2	99 KRAD	0	0	0	0	0	0	0	0	0	0	0	0
		16,50	2	99 LIEFER	0	0	2	1	4	0	1	0	0	0	1	3
		16,50	2	99 LKW	1	0	0	0	0	0	0	0	0	0	0	0
		16,50	2	99 LASTZUG	0	0	0	0	0	0	0	0	0	0	0	1
Summe	203	16,50	2	99 BUS	0	0	1	0	0	0	0	0	0	0	0	0
16:45	17:00	16,75	2	PKW	15	0	29	29	38	2	0	0	0	1	34	33
		16,75	2	KRAD	0	0	0	0	0	0	0	0	0	0	0	0
		16,75	2	LIEFER	1	0	1	1	1	0	0	0	1	0	2	2
		16,75	2	LKW	0	0	0	1	0	0	0	0	0	0	1	1
		16,75	2	LASTZUG	0	0	0	0	0	0	0	0	0	0	0	0
Summe	194	16,75	2	BUS	0	0	1	0	0	0	0	0	0	0	0	0
17:00	17:15	17,00	2	PKW	31	0	27	36	33	0	0	0	0	0	37	41
		17,00	2	KRAD	0	0	0	0	0	0	0	0	0	0	0	0
		17,00	2	LIEFER	1	0	1	2	1	0	0	0	0	0	1	5
		17,00	2	LKW	0	0	0	0	0	0	0	0	0	0	1	1
		17,00	2	LASTZUG	0	0	0	0	0	0	0	0	0	0	0	0
Summe	219	17,00	2	BUS	0	0	0	1	0	0	0	0	0	0	0	0
17:15	17:30	17,25	2	PKW	19	0	27	39	26	1	0	1	0	0	29	30
		17,25	2	KRAD	1	0	0	0	1	0	0	0	0	0	1	0
		17,25	2	LIEFER	1	0	0	0	3	0	0	0	0	0	3	0
		17,25	2	LKW	0	0	0	0	0	0	0	0	0	0	0	0
		17,25	2	LASTZUG	2	0	0	0	0	0	0	0	0	0	0	0
Summe	185	17,25	2	BUS	0	0	0	0	0	0	0	0	0	0	1	0
17:30	17:45	17,50	2	PKW	26	0	29	30	37	1	0	2	0	1	24	28
		17,50	2	KRAD	0	0	0	0	0	0	0	0	0	0	0	0
		17,50	2	LIEFER	0	0	1	2	3	0	0	0	0	0	2	2
		17,50	2	LKW	0	0	0	0	1	0	0	0	0	0	0	0
		17,50	2	LASTZUG	1	0	0	0	0	0	0	0	0	0	0	1
Summe	193	17,50	2	BUS	0	0	2	0	0	0	0	0	0	0	0	0
17:45	18:00	17,75	2	PKW	15	0	34	38	29	0	1	0	0	0	27	16
		17,75	2	KRAD	0	0	0	0	0	0	0	0	0	0	0	0
		17,75	2	LIEFER	1	0	2	0	1	0	0	0	0	0	1	0
		17,75	2	LKW	0	0	0	0	0	0	0	0	0	0	0	0
		17,75	2	LASTZUG	0	0	0	1	0	0	0	0	0	0	0	0
Summe	167	17,75	2	BUS	0	0	0	1	0	0	0	0	0	0	0	0

2h-Zählung					1	2	3	4	5	6	7	8	9	10	11	12	
Summe Kfz/2h (7-9)			1214		176	0	290	183	131	1	1	2	2	1	246	181	
Summe Pkw/2h (7-9)	1			PKW	153	0	259	150	101	1	1	2	2	1	208	150	
Summe Krad/2h (7-9)	1			KRAD	0	0	7	0	0	0	0	0	0	0	1	3	
Summe Liefer/2h (7-9)	1			LIEFER	16	0	12	25	17	0	0	0	0	0	18	11	
Summe Lkw/2h (7-9)	1			LKW	6	0	3	3	6	0	0	0	0	0	8	6	
Summe Lastzug/2h (7-9)	1			LASTZUG	1	0	2	1	7	0	0	0	0	0	8	9	
Summe Bus/2h (7-9)	1			BUS	0	0	7	4	0	0	0	0	0	0	3	2	
3h-Zählung					1	2	3	4	5	6	7	8	9	10	11	12	
Summe Kfz/3h (15-18)			2339		287	1	387	447	404	5	2	4	1	2	394	405	
Summe Pkw/3h (15-18)	2			PKW	269	0	357	407	372	5	1	4	0	2	358	364	
Summe Krad/3h (15-18)	2			KRAD	1	0	1	2	2	0	0	0	0	0	2	3	
Summe Liefer/3h (15-18)	2			LIEFER	11	1	18	25	26	0	1	0	1	0	21	29	
Summe Lkw/3h (15-18)	2			LKW	1	0	1	3	3	0	0	0	0	0	2	6	
Summe Lastzug/3h (15-18)	2			LASTZUG	5	0	4	3	1	0	0	0	0	0	8	3	
Summe Bus/3h (15-18)	2			BUS	0	0	6	7	0	0	0	0	0	0	3	0	
Spitzenstunde morgens					1	2	3	4	5	6	7	8	9	10	11	12	
Summe Kfz/h	694	7,00	8,00	694	96	0	182	107	77	0	1	0	1	1	133	96	
Summe Pkw/h				99 PKW	84	0	167	85	56	0	1	0	1	1	117	82	
Summe Krad/h				99 KRAD	0	0	5	0	0	0	0	0	0	0	0	2	
Summe Liefer/h				99 LIEFER	10	0	4	16	13	0	0	0	0	0	9	5	
Summe Lkw/h				99 LKW	2	0	2	2	3	0	0	0	0	0	3	1	
Summe Lastzug/h				99 LASTZUG	0	0	0	0	5	0	0	0	0	0	4	6	
Summe Bus/h				99 BUS	0	0	4	4	0	0	0	0	0	0	0	0	
Spitzenstunde nachmittags					1	2	3	4	5	6	7	8	9	10	11	12	
Summe Kfz/h	843	16	17,75	843	115	1	137	169	144	1	1	1	0	0	135	139	
Summe Pkw/h				99 PKW	107	0	125	155	130	1	0	1	0	0	122	123	
Summe Krad/h				99 KRAD	0	0	0	2	0	0	0	0	0	0	1	0	
Summe Liefer/h				99 LIEFER	5	1	8	9	13	0	1	0	0	0	6	13	
Summe Lkw/h				99 LKW	1	0	0	1	0	0	0	0	0	0	0	2	
Summe Lastzug/h				99 LASTZUG	2	0	1	0	1	0	0	0	0	0	4	1	
Summe Bus/h				99 BUS	0	0	3	2	0	0	0	0	0	0	2	0	
DTV 24 Stunden					1	2	3	4	5	6	7	8	9	10	11	12	
Morgens Kfz					7,50	1320	0	2175	1373	983	8	8	15	15	8	1845	1358
Morgens Lkw					6,00	42	0	72	48	78	0	0	0	0	114	102	
Nachmittags Kfz					3,65	1048	4	1413	1632	1475	18	7	15	4	7	1438	1478
Nachmittags Lkw					6,00	36	0	66	78	24	0	0	0	0	78	54	
DTV Kfz					1184	2	1794	1502	1229	13	7	15	9	7	1642	1418	
DTV Lkw					39	0	69	63	51	0	0	0	0	0	96	78	

Knotenpunkt 2

Salmstraße/ Varusing/ Am Rheintor/ Varusing

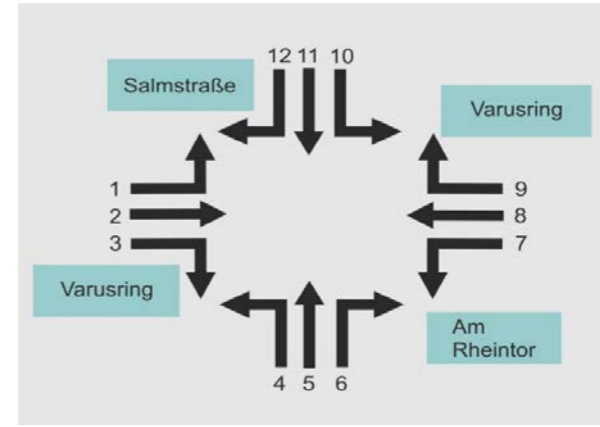
August 2020

5 Stundenzählung

07:00 - 09:00 Uhr

15:00 - 18:00 Uhr

Datum der Zählung: Di. 25.08.2020

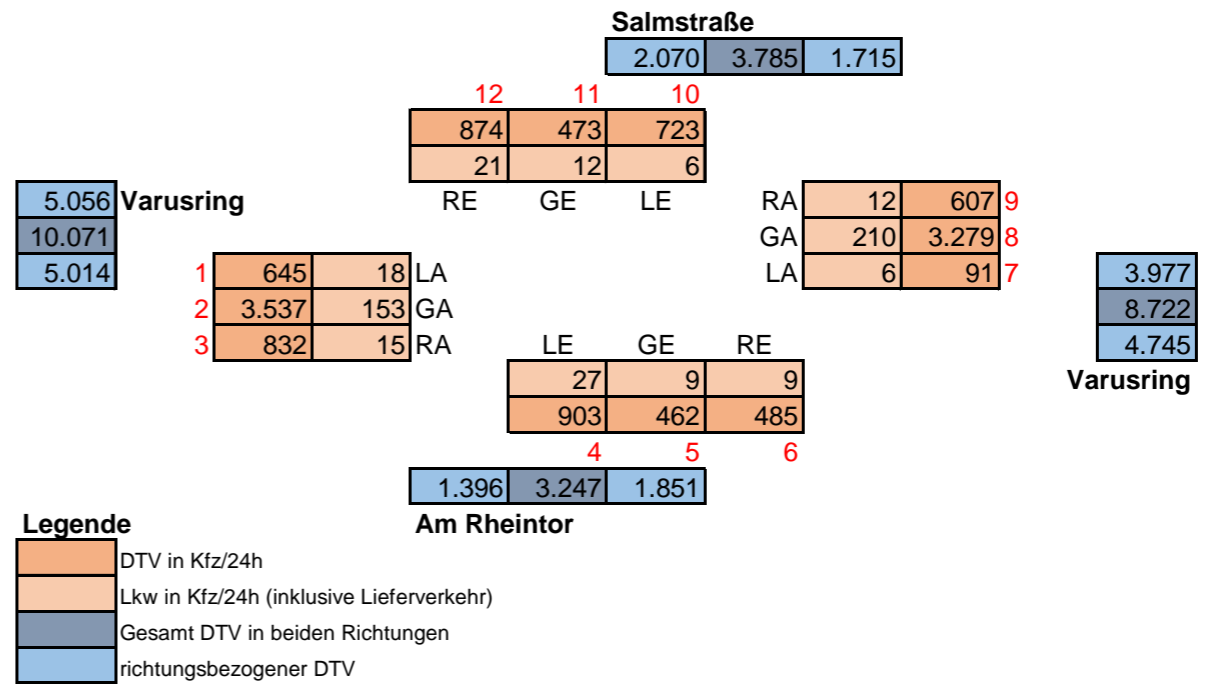
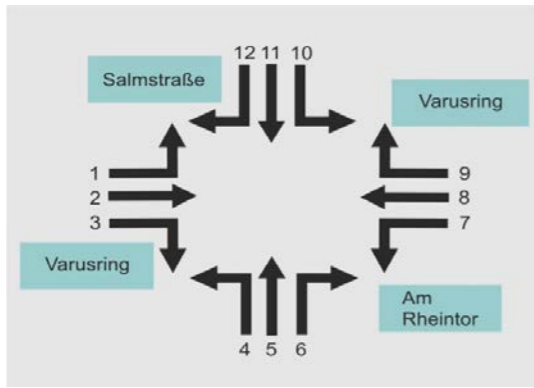


Intervall				Fz-Arten	Varusing			Am Rheintor			Varusing			Salmstraße		
					LA	GA	RA	LE	GE	RE	LA	GE	RA	LE	GE	RE
					1	2	3	4	5	6	7	8	9	10	11	12
7:00	7:15	7,00	1	PKW	2	69	7	5	3	5	0	38	4	18	5	14
		7,00	1	KRAD	0	1	0	0	0	0	0	0	0	0	0	0
		7,00	1	LIEFER	0	0	0	0	0	0	0	0	0	0	0	0
		7,00	1	LKW	1	5	0	2	0	1	0	5	0	1	0	2
		7,00	1	LASTZUG	0	2	0	0	0	0	0	3	0	0	0	1
Summe	200	7,00	1	BUS	0	2	0	0	0	0	0	3	0	0	0	1
7:15	7:30	7,25	1	99 PKW	7	74	8	5	6	2	1	45	7	14	6	18
		7,25	1	99 KRAD	0	1	0	0	0	0	0	0	0	0	0	0
		7,25	1	99 LIEFER	0	5	2	0	1	0	0	3	1	0	1	2
		7,25	1	99 LKW	0	2	0	0	0	0	0	1	0	0	0	0
		7,25	1	99 LASTZUG	0	2	0	0	0	0	0	3	0	0	0	0
Summe	217	7,25	1	99 BUS	0	0	0	0	0	0	0	0	0	0	0	0
7:30	7:45	7,50	1	99 PKW	24	64	24	16	9	3	2	44	15	22	12	24
		7,50	1	99 KRAD	0	1	0	0	0	0	0	1	0	0	0	1
		7,50	1	99 LIEFER	2	11	0	0	1	0	0	5	2	0	1	0
		7,50	1	99 LKW	0	2	0	1	0	0	0	2	0	0	0	0
		7,50	1	99 LASTZUG	0	2	0	0	0	0	0	2	0	0	0	0
Summe	298	7,50	1	99 BUS	1	0	2	0	0	1	0	0	0	0	1	0
7:45	8:00	7,75	1	99 PKW	9	65	27	10	6	12	6	33	7	29	16	29
		7,75	1	99 KRAD	0	0	0	0	0	0	0	0	1	0	1	0
		7,75	1	99 LIEFER	0	7	2	3	0	1	0	2	1	1	2	2
		7,75	1	99 LKW	0	4	0	0	0	0	0	4	1	0	0	0
		7,75	1	99 LASTZUG	0	0	0	0	0	0	0	6	0	0	0	0
Summe	288	7,75	1	99 BUS	0	0	1	0	0	0	0	0	0	0	0	0
8:00	8:15	8,00	1	99 PKW	2	64	16	6	5	4	1	38	8	12	7	8
		8,00	1	99 KRAD	0	1	0	0	0	0	0	0	0	0	0	1
		8,00	1	99 LIEFER	1	7	2	2	0	0	0	7	0	1	0	1
		8,00	1	99 LKW	0	2	0	0	0	0	0	3	0	0	0	2
		8,00	1	99 LASTZUG	0	2	0	0	0	0	0	0	0	0	0	0
Summe	204	8,00	1	99 BUS	0	0	0	1	0	0	0	0	0	0	0	0
8:15	8:30	8,25	1	PKW	5	47	9	12	5	0	1	43	2	10	7	9
		8,25	1	KRAD	0	0	0	0	0	0	0	0	0	0	0	0
		8,25	1	LIEFER	0	4	0	3	1	0	0	5	1	0	0	0
		8,25	1	LKW	0	3	0	0	0	0	0	2	0	0	0	0
		8,25	1	LASTZUG	0	2	0	0	0	0	0	0	0	0	0	0
Summe	171	8,25	1	BUS	0	0	0	0	0	0	0	0	0	0	0	0
8:30	8:45	8,50	1	PKW	2	55	11	8	4	2	1	43	1	7	8	16
		8,50	1	KRAD	0	0	0	0	0	0	0	1	0	0	0	0
		8,50	1	LIEFER	1	7	0	0	0	0	0	5	1	0	1	0
		8,50	1	LKW	0	0	0	0	0	0	0	6	1	0	0	0
		8,50	1	LASTZUG	0	2	0	0	0	0	0	1	0	0	0	0
Summe	184	8,50	1	BUS	0	0	0	0	0	0	0	0	0	0	0	0
8:45	9:00	8,75	1	PKW	7	45	13	13	3	4	1	41	11	10	10	12
		8,75	1	KRAD	0	0	0	0	0	0	0	0	0	0	0	0
		8,75	1	LIEFER	0	5	1	0	0	1	0	2	2	1	0	1
		8,75	1	LKW	2	3	0	0	0	0	0	2	0	0	0	0
		8,75	1	LASTZUG	0	0	0	0	0	0	0	1	0	0	0	0
Summe	192	8,75	1	BUS	0	0	1	0	0	0	0	0	0	0	0	0

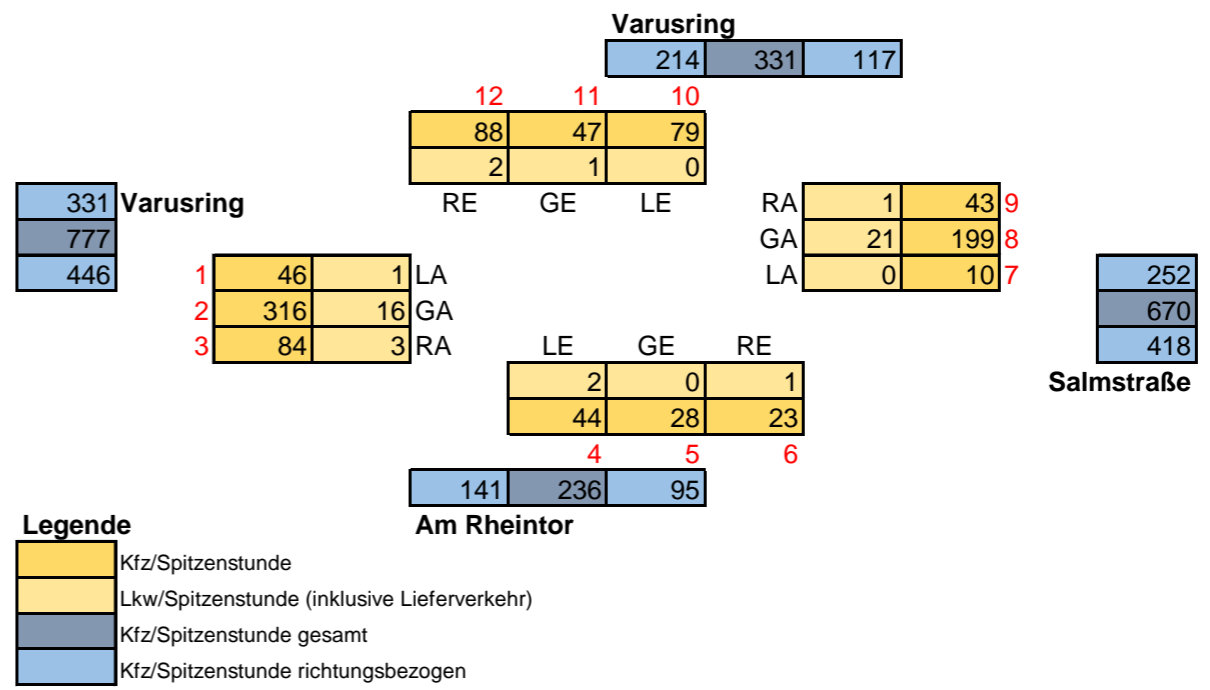
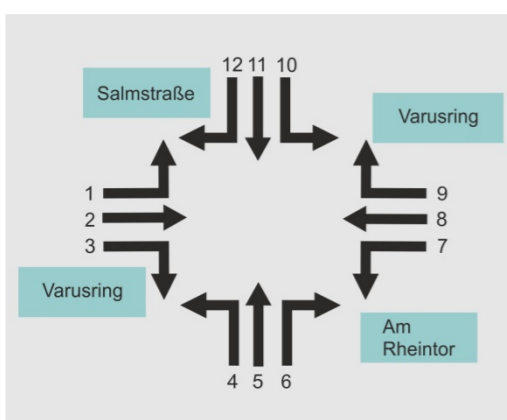
15:00	15:15	15,00	2	PKW	13	56	13	20	19	17	5	62	12	11	6	19
		15,00	2	KRAD	0	0	0	0	3	0	0	0	0	0	0	0
		15,00	2	LIEFER	0	5	0	3	0	2	0	6	1	0	0	3
		15,00	2	LKW	0	0	0	0	0	0	0	1	0	0	0	0
		15,00	2	LASTZUG	0	0	0	0	0	0	0	1	0	0	0	0
Summe	278	15,00	2	BUS	0	0	0	0	0	0	0	0	0	0	0	0
15:15	15:30	15,25	2	PKW	11	56	27	24	6	19	2	54	12	12	12	18
		15,25	2	KRAD	0	0	0	0	0	0	0	3	0	0	0	0
		15,25	2	LIEFER	2	4	0	1	1	0	0	6	0	2	0	0
		15,25	2	LKW	0	1	0	0	0	0	0	0	0	0	0	0
		15,25	2	LASTZUG	0	1	0	0	0	0	0	3	0	0	0	0
Summe	280	15,25	2	BUS	0	0	0	1	1	0	0	0	0	0	1	0
15:30	15:45	15,50	2	PKW	17	39	18	15	12	23	4	52	17	14	5	15
		15,50	2	KRAD	1	0	0	0	0	0	0	1	1	0	0	2
		15,50	2	LIEFER	4	3	0	2	2	0	0	5	3	2	0	2
		15,50	2	LKW	1	0	0	0	0	0	0	1	0	0	0	0
		15,50	2	LASTZUG	0	0	0	0	0	0	0	3	0	0	0	0
Summe	264	15,50	2	BUS	0	0	0	0	0	0	0	0	0	0	0	0
15:45	16:00	15,75	2	99 PKW	17	66	19	27	10	27	0	74	11	15	15	10
		15,75	2	99 KRAD	0	0	0	0	0	0	0	0	0	0	1	0
		15,75	2	99 LIEFER	3	5	1	4	1	1	0	6	1	3	0	3
		15,75	2	99 LKW	0	0	0	0	0	0	0	0	0	0	0	0
		15,75	2	99 LASTZUG	0	0	0	0	0	0	0	0	0	0	0	0
Summe	321	15,75	2	99 BUS	0	0	1	0	0	0	0	0	0	0	0	0
16:00	16:15	16,00	2	99 PKW	15	57	12	26	18	12	1	74	19	9	7	14
		16,00	2	99 KRAD	0	1	0	0	0	0	0	0	0	0	1	0
		16,00	2	99 LIEFER	1	6	0	2	0	2	0	6	0	0	1	0
		16,00	2	99 LKW	0	0	0	0	0	0	0	2	0	0	0	0
		16,00	2	99 LASTZUG	0	3	0	0	0	0	0	2	0	0	0	0
Summe	294	16,00	2	99 BUS	0	0	0	2	0	0	1	0	0	0	0	0
16:15	16:30	16,25	2	99 PKW	12	79	11	25	9	26	0	71	15	10	7	14
		16,25	2	99 KRAD	0	0	0	0	0	0	0	0	0	0	0	0
		16,25	2	99 LIEFER	0	5	1	1	1	0	0	3	2	0	0	4
		16,25	2	99 LKW	0	1	0	0	0	0	0	0	1	0	0	0
		16,25	2	99 LASTZUG	0	1	0	0	0	0	0	2	0	0	0	0
Summe	306	16,25	2	99 BUS	1	0	0	1	1	1	0	0	0	0	1	0
16:30	16:45	16,50	2	99 PKW	17	54	15	25	9	16	3	86	14	11	3	10
		16,50	2	99 KRAD	0	0	0	0	0	0	0	0	1	0	0	0
		16,50	2	99 LIEFER	3	6	1	0	1	1	0	9	0	1	0	1
		16,50	2	99 LKW	0	1	0	0	0	0	0	0	0	0	0	1
		16,50	2	99 LASTZUG	0	0	0	0	0	0	0	3	0	0	0	0
Summe	293	16,50	2	99 BUS	0	0	0	1	0	0	0	0	0	0	0	0
16:45	17:00	16,75	2	PKW	13	58	11	29	11	12	0	97	17	9	7	19
		16,75	2	KRAD	0	0	0	0	0	0	0	0	0	0	0	0
		16,75	2	LIEFER	0	2	2	0	0	0	0	5	1	0	0	0
		16,75	2	LKW	0	2	0	0	0	0	0	2	0	1	0	0
		16,75	2	LASTZUG	0	0	0	0	0	0	0	0	0	0	0	0
Summe	299	16,75	2	BUS	0	1	0	0	0	0	0	0	0	0	0	0
17:00	17:15	17,00	2	PKW	20	65	16	40	10	8	2	80	18	12	7	9
		17,00	2	KRAD	0	1	0	0	0	0	0	0	0	0	0	0
		17,00	2	LIEFER	2	2	0	0	0	1	0	8	0	1	1	1
		17,00	2	LKW	0	0	0	0	0	0	0	2	0	0	0	0
		17,00	2	LASTZUG	0	0	0	0	0	0	0	0	0	0	0	0
Summe	306	17,00	2	BUS	0	0	0	0	0	0	0	0	0	0	0	0
17:15	17:30	17,25	2	PKW	11	61	12	26	15	11	2	75	9	8	4	10
		17,25	2	KRAD	0	1	0	0	0	0	0	1	0	0	0	1
		17,25	2	LIEFER	2	1	0	2	0	0	0	7	0	0	0	2
		17,25	2	LKW	0	2	0	0	0	0	0	1	0	0	0	0
		17,25	2	LASTZUG	0	2	0	0	0	0	1	0	0	0	0	0
Summe	269	17,25	2	BUS	0	0	0	0	1	0	0	0	0	0	1	0
17:30	17:45	17,50	2	PKW	25	75	19	25	11	8	2	86	22	8	7	8
		17,50	2	KRAD	0	0	0	0	1	0	0	1	0	0	0	0
		17,50	2	LIEFER	0	3	1	1	1	0	0	5	0	0	0	1
		17,50	2	LKW	0	0	0	0	0	0	0	1	0	0	0	0
		17,50	2	LASTZUG	0	1	0	0	0	0	0	1	1	0	0	0
Summe	314	17,50	2	BUS	0	0	0	0	0	0	0	0	0	0	0	0
17:45	18:00	17,75	2	PKW	26	40	16	12	19	5	0	65	16	8	11	16
		17,75	2	KRAD	0	0	0	0	0	0	0	0	1	0	1	0
		17,75	2	LIEFER	1	4	1	1	0	0	0	1	2	0	0	0
		17,75	2	LKW	0	0	0	0	0	0	0	0	0	0	0	0
		17,75	2	LASTZUG	0	0	0	0	0	0	0	1	0	0	0	0
Summe	247	17,75	2	BUS	0	0	0	0	0	0	0	0	0	0	0	0

2h-Zählung				1	2	3	4	5	6	7	8	9	10	11	12		
Summe Kfz/2h (7-9)			1754	66	568	126	87	44	36	13	400	66	126	78	144		
Summe Pkw/2h (7-9)	1		PKW	58	483	115	75	41	32	13	325	55	122	71	130		
Summe Krad/2h (7-9)	1		KRAD	0	4	0	0	0	0	0	2	1	0	1	2		
Summe Liefer/2h (7-9)	1		LIEFER	4	46	7	8	3	2	0	29	8	3	5	6		
Summe Lkw/2h (7-9)	1		LKW	3	21	0	3	0	1	0	25	2	1	0	4		
Summe Lastzug/2h (7-9)	1		LASTZUG	0	12	0	0	0	0	0	16	0	0	0	1		
Summe Bus/2h (7-9)	1		BUS	1	2	4	1	0	1	0	3	0	0	1	1		
3h-Zählung				1	2	3	4	5	6	7	8	9	10	11	12		
Summe Kfz/3h (15-18)			3471	218	771	197	316	163	192	23	975	197	137	99	183		
Summe Pkw/3h (15-18)	2		PKW	197	706	189	294	149	184	21	876	182	127	91	162		
Summe Krad/3h (15-18)	2		KRAD	1	3	0	0	4	0	0	6	3	0	3	3		
Summe Liefer/3h (15-18)	2		LIEFER	18	46	7	17	7	7	0	67	10	9	2	17		
Summe Lkw/3h (15-18)	2		LKW	1	7	0	0	0	0	0	10	1	1	0	1		
Summe Lastzug/3h (15-18)	2		LASTZUG	0	8	0	0	0	0	1	16	1	0	0	0		
Summe Bus/3h (15-18)	2		BUS	1	1	1	5	3	1	1	0	0	0	3	0		
Spitzenstunde morgens				1	2	3	4	5	6	7	8	9	10	11	12		
Summe Kfz/h	1.007	7,00	8,00	1007	46	316	84	44	28	23	10	199	43	79	47	88	
Summe Pkw/h			1	99	PKW	42	267	75	37	26	21	160	37	77	41	79	
Summe Krad/h			1	99	KRAD	0	3	0	0	0	0	1	1	0	1	2	
Summe Liefer/h			1	99	LIEFER	3	30	6	5	2	1	17	4	2	4	5	
Summe Lkw/h			1	99	LKW	0	10	0	1	0	0	10	1	0	0	2	
Summe Lastzug/h			1	99	LASTZUG	0	6	0	0	0	0	11	0	0	0	0	
Summe Bus/h			1	99	BUS	1	0	3	1	0	1	0	0	0	1	0	
Spitzenstunde nachmittags				1	2	3	4	5	6	7	8	9	10	11	12		
Summe Kfz/h	1.214	16	17,75	1214	69	285	61	114	50	86	5	338	64	49	36	57	
Summe Pkw/h			2	99	PKW	61	256	57	103	46	81	4	305	59	45	32	48
Summe Krad/h			2	99	KRAD	0	1	0	0	0	0	0	1	0	2	0	
Summe Liefer/h			2	99	LIEFER	7	22	3	7	3	4	0	24	3	4	1	8
Summe Lkw/h			2	99	LKW	0	2	0	0	0	0	0	2	1	0	0	1
Summe Lastzug/h			2	99	LASTZUG	0	4	0	0	0	0	0	7	0	0	0	0
Summe Bus/h			2	99	BUS	1	0	1	4	1	1	1	0	0	1	0	
DTV 24 Stunden				1	2	3	4	5	6	7	8	9	10	11	12		
Morgens Kfz				7,50	495	4260	945	653	330	270	98	3000	495	945	585	1080	
Morgens Lkw				6,00	24	210	24	24	0	12	0	264	12	6	6	36	
Nachmittags Kfz				3,65	796	2814	719	1153	595	701	84	3559	719	500	361	668	
Nachmittags Lkw				6,00	12	96	6	30	18	6	12	156	12	6	18	6	
DTV Kfz				645	3537	832	903	462	485	91	3279	607	723	473	874		
DTV Lkw				18	153	15	27	9	9	6	210	12	6	12	21		

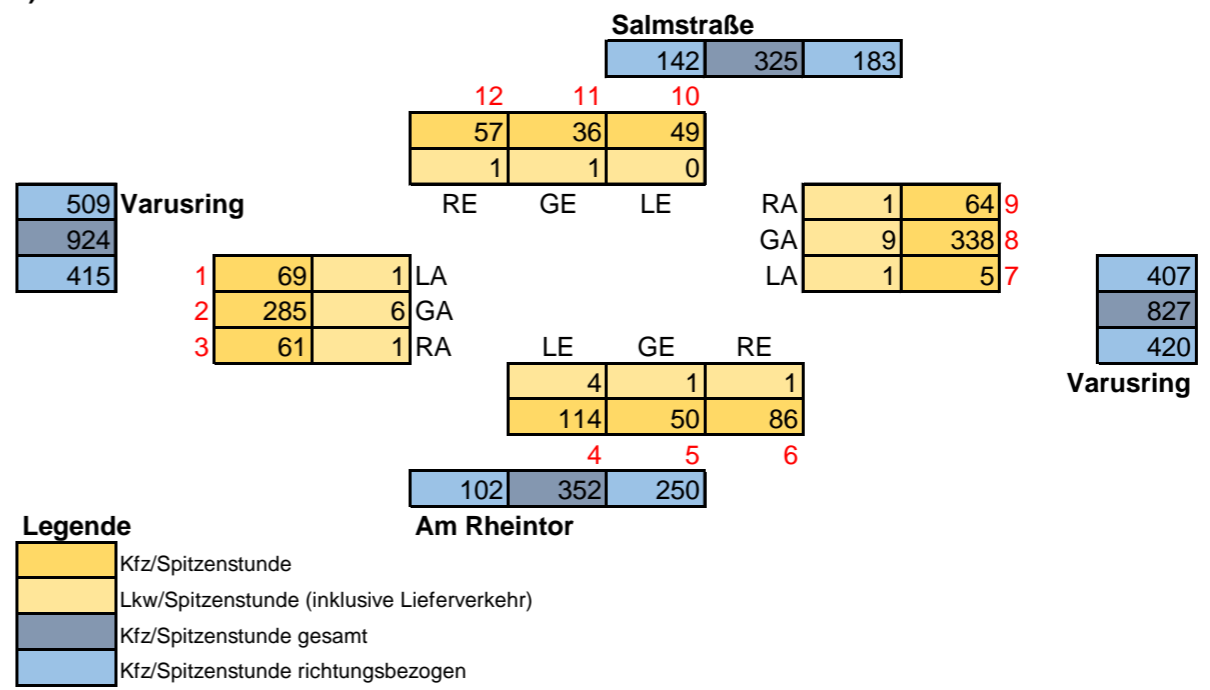
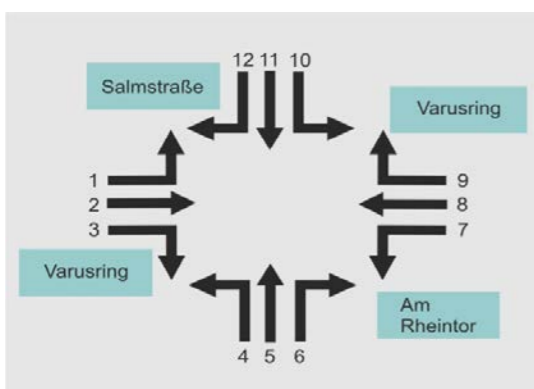
Graphische Darstellung der DTV-Werte:



Graphische Darstellung der Spitzenstundenwerte morgens (07:15 - 08:15)



Graphische Darstellung der Spitzenstundenwerte nachmittags (15:45 - 16:45)



Knotenpunkt 3

Varusing/ Lüttinger Straße/ Varusing/ Lüttinger Straße

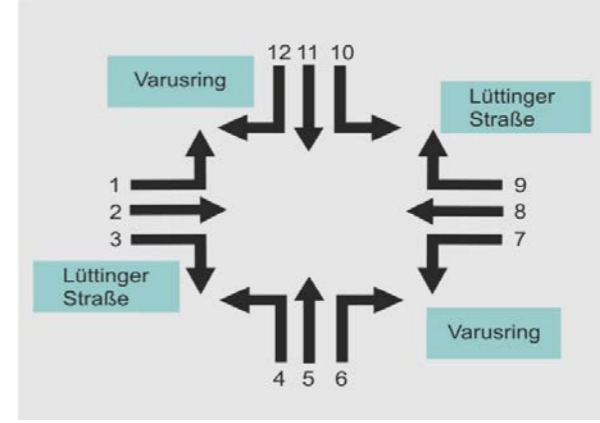
August 2020

5 Stundenzählung

07:00 - 09:00 Uhr

15:00 - 18:00 Uhr

Datum der Zählung: Di. 25.08.2020

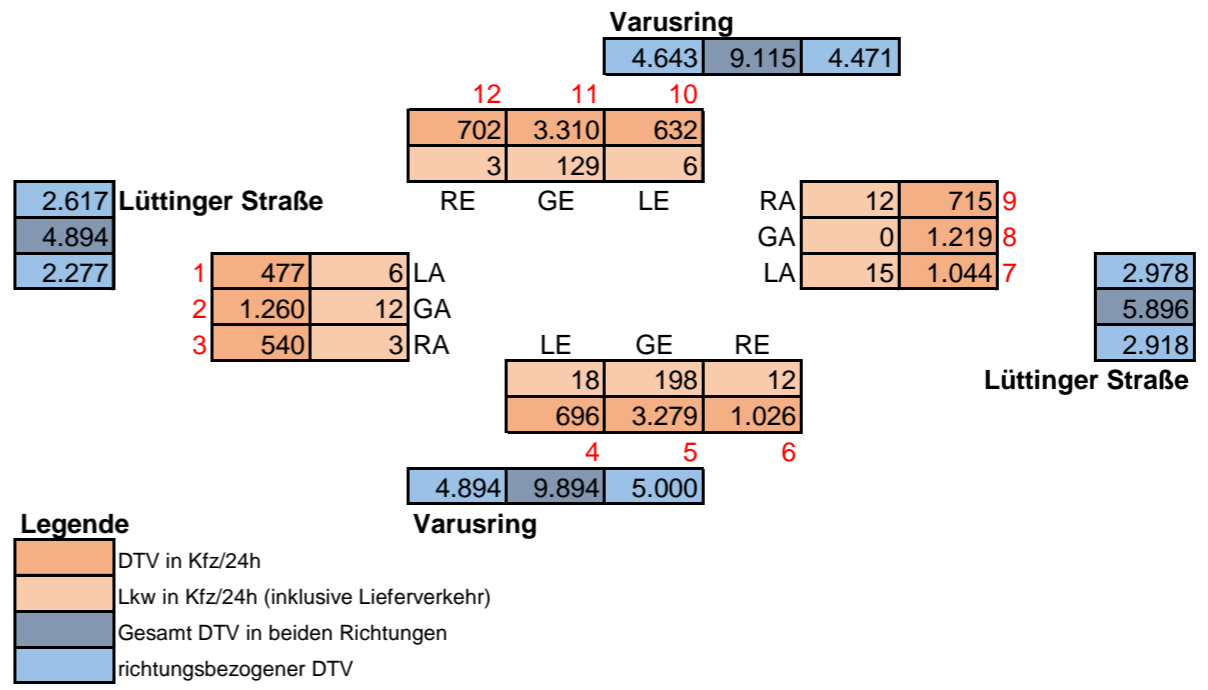
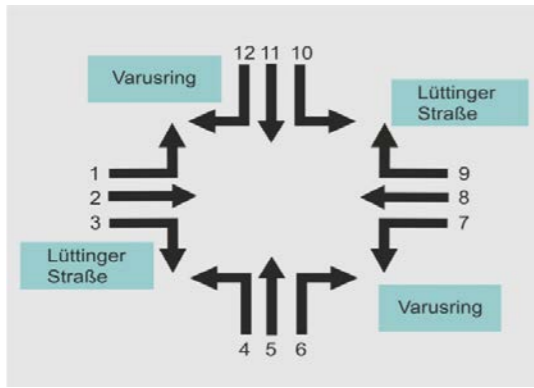


Intervall				Fz-Arten	Lüttinger Straße			Varusing			Lüttinger Straße			Varusing		
					LA	GA	RA	LE	GE	RE	LA	GE	RA	LE	GE	RE
					1	2	3	4	5	6	7	8	9	10	11	12
7:00	7:15	7,00	1	PKW	2	5	9	6	45	2	22	11	6	3	72	8
		7,00	1	KRAD	0	0	0	0	0	0	0	1	0	0	1	0
		7,00	1	LIEFER	0	0	0	2	3	0	1	1	0	0	6	1
		7,00	1	LKW	1	0	0	1	0	1	0	0	1	0	2	0
		7,00	1	LASTZUG	0	0	0	0	3	0	0	0	0	0	1	0
Summe	218	7,00	1	BUS	0	0	0	0	1	0	0	0	0	0	0	0
7:15	7:30	7,25	1	99 PKW	8	13	11	4	51	10	31	18	7	4	76	9
		7,25	1	99 KRAD	0	0	0	0	0	0	1	0	0	0	2	0
		7,25	1	99 LIEFER	0	2	1	3	4	1	1	1	0	1	4	2
		7,25	1	99 LKW	0	0	0	1	2	1	0	0	0	0	1	0
		7,25	1	99 LASTZUG	0	0	0	0	3	0	0	0	0	0	1	0
Summe	274	7,25	1	99 BUS	0	0	0	0	0	0	0	0	0	0	0	0
7:30	7:45	7,50	1	99 PKW	14	17	6	15	51	11	21	18	15	7	66	11
		7,50	1	99 KRAD	0	0	0	0	1	0	0	0	0	0	0	0
		7,50	1	99 LIEFER	2	0	1	1	6	3	0	3	0	1	8	1
		7,50	1	99 LKW	0	0	0	0	2	0	1	0	0	0	2	0
		7,50	1	99 LASTZUG	0	0	0	0	2	0	0	0	0	0	2	0
Summe	290	7,50	1	99 BUS	0	0	0	0	0	0	1	0	0	1	0	0
7:45	8:00	7,75	1	99 PKW	5	29	6	22	64	22	17	30	10	16	62	29
		7,75	1	99 KRAD	0	0	0	1	1	0	0	2	0	0	1	0
		7,75	1	99 LIEFER	0	2	0	2	1	3	2	0	0	1	7	1
		7,75	1	99 LKW	0	1	0	0	5	0	0	0	0	0	4	0
		7,75	1	99 LASTZUG	0	1	0	0	6	0	0	0	0	0	1	0
Summe	355	7,75	1	99 BUS	0	0	0	1	0	0	0	0	0	0	0	0
8:00	8:15	8,00	1	99 PKW	7	22	8	8	30	19	20	10	15	12	49	11
		8,00	1	99 KRAD	0	0	0	0	0	0	0	0	0	1	0	0
		8,00	1	99 LIEFER	2	0	1	1	7	0	0	1	1	0	5	2
		8,00	1	99 LKW	0	0	0	0	2	0	0	0	1	0	1	0
		8,00	1	99 LASTZUG	0	0	0	0	0	0	0	0	0	0	2	0
Summe	238	8,00	1	99 BUS	0	0	0	0	0	0	0	0	0	0	0	0
8:15	8:30	8,25	1	PKW	6	18	10	8	36	13	22	24	9	8	43	6
		8,25	1	KRAD	0	0	0	0	0	0	0	0	0	0	0	0
		8,25	1	LIEFER	0	1	0	0	5	0	0	2	1	0	4	0
		8,25	1	LKW	0	0	0	0	2	1	1	0	0	0	4	0
		8,25	1	LASTZUG	0	0	0	0	0	0	0	0	0	0	1	1
Summe	226	8,25	1	BUS	0	0	0	0	0	0	0	0	0	0	0	0
8:30	8:45	8,50	1	PKW	4	24	9	9	36	12	16	18	9	10	46	6
		8,50	1	KRAD	0	0	0	0	1	0	0	0	0	0	0	0
		8,50	1	LIEFER	2	0	0	0	7	0	0	1	0	0	4	2
		8,50	1	LKW	0	0	0	1	5	0	0	0	1	0	0	0
		8,50	1	LASTZUG	0	0	0	0	2	0	0	0	0	0	1	0
Summe	226	8,50	1	BUS	0	0	0	0	0	0	0	0	0	0	0	0
8:45	9:00	8,75	1	PKW	11	20	5	13	36	12	13	18	13	12	35	11
		8,75	1	KRAD	0	0	0	0	0	0	0	0	0	0	0	0
		8,75	1	LIEFER	1	1	1	0	5	0	0	1	0	0	4	0
		8,75	1	LKW	0	0	0	0	2	0	0	0	0	0	4	0
		8,75	1	LASTZUG	0	0	0	0	1	0	0	0	0	0	0	0
Summe	219	8,75	1	BUS	0	0	0	0	0	0	0	0	0	0	0	0

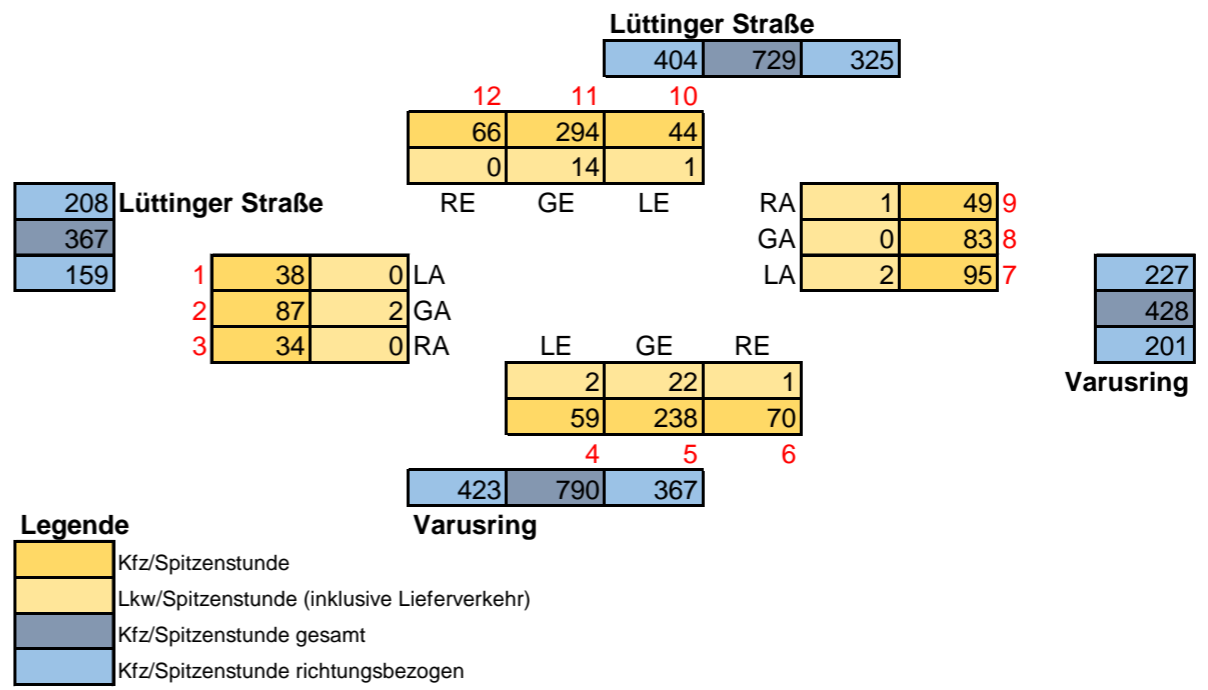
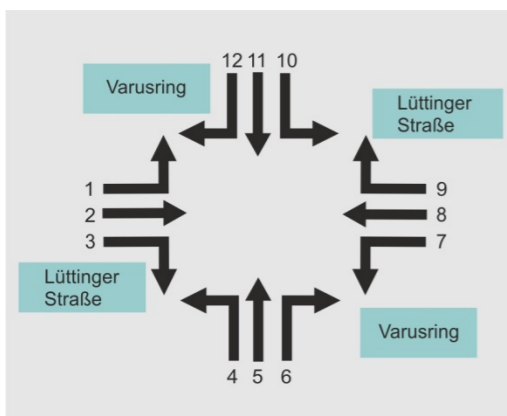
15:00	15:15	15,00	2	PKW	9	17	9	15	59	18	16	22	12	11	62	13
		15,00	2	KRAD	0	0	0	0	0	0	4	0	0	0	0	0
		15,00	2	LIEFER	0	2	2	1	3	1	2	0	1	1	8	0
		15,00	2	LKW	0	1	1	0	1	0	0	0	0	0	0	0
		15,00	2	LASTZUG	0	0	0	0	2	0	0	0	0	0	0	0
Summe	293	15,00	2	BUS	0	0	0	0	0	0	0	0	0	0	0	0
15:15	15:30	15,25	2	PKW	12	22	11	10	49	23	11	26	14	8	57	15
		15,25	2	KRAD	0	0	0	0	4	0	0	0	0	0	0	0
		15,25	2	LIEFER	1	2	0	0	6	2	1	2	2	1	6	0
		15,25	2	LKW	0	0	0	1	0	0	0	0	0	1	0	0
		15,25	2	LASTZUG	0	0	0	0	2	0	0	0	0	0	1	0
Summe	290	15,25	2	BUS	0	0	0	0	0	0	0	0	0	0	0	0
15:30	15:45	15,50	2	PKW	5	29	16	12	61	26	16	22	16	9	61	9
		15,50	2	KRAD	0	0	0	0	1	0	0	0	0	0	0	0
		15,50	2	LIEFER	0	0	0	1	5	0	1	1	2	0	4	1
		15,50	2	LKW	0	0	0	0	1	0	0	0	0	0	0	0
		15,50	2	LASTZUG	0	0	0	0	3	0	0	0	0	0	0	0
Summe	302	15,50	2	BUS	0	0	0	0	0	0	0	0	0	0	0	0
15:45	16:00	15,75	2	PKW	9	24	10	16	60	27	13	23	21	23	72	18
		15,75	2	KRAD	0	0	0	0	0	0	0	0	0	0	0	0
		15,75	2	LIEFER	1	0	1	0	4	1	1	1	0	1	6	0
		15,75	2	LKW	0	1	0	0	0	0	2	0	0	0	0	0
		15,75	2	LASTZUG	0	0	0	0	0	0	0	0	0	0	0	0
Summe	335	15,75	2	BUS	0	0	0	0	0	0	0	0	0	0	0	0
16:00	16:15	16,00	2	PKW	9	36	11	11	71	32	20	24	14	13	50	19
		16,00	2	KRAD	0	1	0	0	0	0	0	0	0	0	1	0
		16,00	2	LIEFER	2	2	1	0	5	1	0	0	0	1	5	0
		16,00	2	LKW	0	0	0	0	2	0	0	0	0	0	0	0
		16,00	2	LASTZUG	0	0	0	0	2	0	0	0	0	0	3	0
Summe	338	16,00	2	BUS	0	0	0	0	0	1	0	0	1	0	0	0
16:15	16:30	16,25	2	99 PKW	9	33	13	14	69	33	24	40	16	17	66	17
		16,25	2	99 KRAD	0	0	0	0	0	0	0	0	0	0	0	0
		16,25	2	99 LIEFER	3	1	1	1	2	0	0	2	0	0	5	1
		16,25	2	99 LKW	0	0	0	1	1	0	0	0	0	0	2	0
		16,25	2	99 LASTZUG	0	0	0	0	3	0	0	0	0	0	1	0
Summe	376	16,25	2	99 BUS	0	0	0	0	0	0	0	0	0	0	1	0
16:30	16:45	16,50	2	99 PKW	10	38	16	19	85	33	27	32	17	18	63	15
		16,50	2	99 KRAD	0	0	0	0	1	0	0	0	0	0	0	0
		16,50	2	99 LIEFER	1	2	0	0	6	2	0	0	0	1	5	1
		16,50	2	99 LKW	0	0	0	0	1	0	0	0	0	0	1	0
		16,50	2	99 LASTZUG	0	0	0	0	2	0	0	0	0	0	0	0
Summe	396	16,50	2	99 BUS	0	0	0	0	0	0	0	0	0	0	0	0
16:45	17:00	16,75	2	99 PKW	12	24	15	18	84	28	15	27	21	21	41	13
		16,75	2	99 KRAD	0	0	0	0	0	0	0	0	0	0	0	0
		16,75	2	99 LIEFER	0	0	1	2	4	0	0	1	1	0	3	0
		16,75	2	99 LKW	0	0	0	0	1	0	0	0	0	0	3	0
		16,75	2	99 LASTZUG	0	0	0	0	0	0	0	0	0	0	0	0
Summe	336	16,75	2	99 BUS	0	0	0	0	0	0	0	0	0	0	1	0
17:00	17:15	17,00	2	99 PKW	12	39	14	7	77	29	16	29	18	13	56	21
		17,00	2	99 KRAD	0	0	0	0	0	0	0	0	0	0	1	0
		17,00	2	99 LIEFER	1	1	0	0	6	0	0	2	0	1	3	0
		17,00	2	99 LKW	1	0	0	0	2	0	0	0	0	0	0	0
		17,00	2	99 LASTZUG	0	0	0	0	0	0	0	0	0	0	0	0
Summe	349	17,00	2	99 BUS	0	0	0	0	0	0	0	0	0	0	0	0
17:15	17:30	17,25	2	PKW	11	34	12	16	65	24	14	25	16	16	46	15
		17,25	2	KRAD	0	0	0	0	1	1	0	0	0	0	0	0
		17,25	2	LIEFER	0	1	0	1	7	0	1	1	0	0	2	0
		17,25	2	LKW	0	0	0	0	0	0	0	0	0	0	0	0
		17,25	2	LASTZUG	0	0	0	0	1	0	0	0	0	0	2	0
Summe	312	17,25	2	BUS	0	0	0	0	0	0	0	0	0	0	0	0
17:30	17:45	17,50	2	PKW	9	28	10	14	84	26	14	32	20	19	55	7
		17,50	2	KRAD	0	1	0	0	0	0	0	0	1	0	1	0
		17,50	2	LIEFER	0	1	1	0	3	2	1	1	0	1	4	0
		17,50	2	LKW	0	0	0	0	1	0	0	0	0	0	0	0
		17,50	2	LASTZUG	0	0	0	0	2	0	0	0	0	0	1	0
Summe	339	17,50	2	BUS	0	0	0	0	0	0	0	0	0	0	0	0
17:45	18:00	17,75	2	PKW	9	30	11	18	66	22	24	25	15	12	38	12
		17,75	2	KRAD	1	0	0	0	0	0	0	0	0	0	0	0
		17,75	2	LIEFER	1	0	0	0	1	2	0	1	1	0	4	0
		17,75	2	LKW	0	0	0	0	0	0	0	0	0	0	0	0
		17,75	2	LASTZUG	0	0	0	0	1	0	0	0	0	0	0	0
Summe	294	17,75	2	BUS	0	0	0	0	0	0	0	0	0	0	0	0

2h-Zählung				1	2	3	4	5	6	7	8	9	10	11	12	
Summe Kfz/2h (7-9)			2046	65	156	68	99	428	111	170	160	89	77	522	101	
Summe Pkw/2h (7-9)	1		PKW	57	148	64	85	349	101	162	147	84	72	449	91	
Summe Krad/2h (7-9)	1		KRAD	0	0	0	1	3	0	1	3	0	1	4	0	
Summe Liefer/2h (7-9)	1		LIEFER	7	6	4	9	38	7	4	10	2	3	42	9	
Summe Lkw/2h (7-9)	1		LKW	1	1	0	3	20	3	2	0	3	0	18	0	
Summe Lastzug/2h (7-9)	1		LASTZUG	0	1	0	0	17	0	0	0	0	0	9	1	
Summe Bus/2h (7-9)	1		BUS	0	0	0	1	1	0	1	0	0	1	0	0	
3h-Zählung				1	2	3	4	5	6	7	8	9	10	11	12	
Summe Kfz/3h (15-18)			3960	128	370	156	178	917	334	223	339	209	188	741	177	
Summe Pkw/3h (15-18)	2		PKW	116	354	148	170	830	321	210	327	200	180	667	174	
Summe Krad/3h (15-18)	2		KRAD	1	2	0	0	7	1	4	0	1	0	3	0	
Summe Liefer/3h (15-18)	2		LIEFER	10	12	7	6	52	11	7	12	7	7	55	3	
Summe Lkw/3h (15-18)	2		LKW	1	2	1	2	10	0	2	0	0	1	6	0	
Summe Lastzug/3h (15-18)	2		LASTZUG	0	0	0	0	18	0	0	0	0	0	8	0	
Summe Bus/3h (15-18)	2		BUS	0	0	0	0	0	1	0	0	1	0	2	0	
Spitzenstunde morgens				1	2	3	4	5	6	7	8	9	10	11	12	
Summe Kfz/h	1.157	7,00	8,00	1157	38	87	34	59	238	70	95	83	49	44	294	66
Summe Pkw/h			1	99	34	81	31	49	196	62	89	76	47	39	253	60
Summe Krad/h			1	99	0	0	0	1	2	0	1	2	0	1	3	0
Summe Liefer/h			1	99	4	4	3	7	18	7	3	5	1	3	24	6
Summe Lkw/h			1	99	0	1	0	1	11	1	1	0	1	0	8	0
Summe Lastzug/h			1	99	0	1	0	0	11	0	0	0	0	0	6	0
Summe Bus/h			1	99	0	0	0	1	0	0	1	0	0	1	0	0
Spitzenstunde nachmittags				1	2	3	4	5	6	7	8	9	10	11	12	
Summe Kfz/h	1.457	16	17,75	1457	49	138	60	62	344	125	82	133	73	71	252	68
Summe Pkw/h			2	99	43	134	58	58	315	123	82	128	72	69	226	66
Summe Krad/h			2	99	0	0	0	0	1	0	0	0	0	0	1	0
Summe Liefer/h			2	99	5	4	2	3	18	2	0	5	1	2	16	2
Summe Lkw/h			2	99	1	0	0	1	5	0	0	0	0	0	6	0
Summe Lastzug/h			2	99	0	0	0	0	5	0	0	0	0	0	1	0
Summe Bus/h			2	99	0	0	0	0	0	0	0	0	0	0	2	0
DTV 24 Stunden				1	2	3	4	5	6	7	8	9	10	11	12	
Morgens Kfz				7,50	488	1170	510	743	3210	833	1275	1200	668	578	3915	758
Morgens Lkw				6,00	6	12	0	24	228	18	18	0	18	6	162	6
Nachmittags Kfz				3,65	467	1351	569	650	3347	1219	814	1237	763	686	2705	646
Nachmittags Lkw				6,00	6	12	6	12	168	6	12	0	6	6	96	0
DTV Kfz				477	1260	540	696	3279	1026	1044	1219	715	632	3310	702	
DTV Lkw				6	12	3	18	198	12	15	0	12	6	129	3	

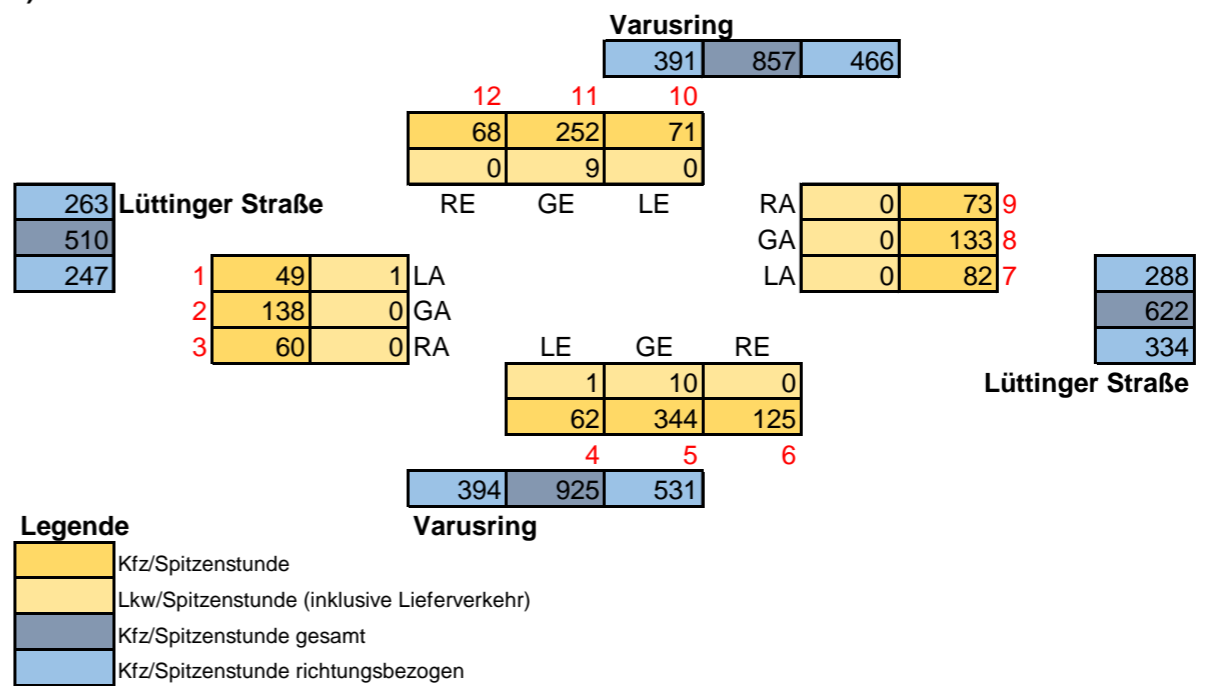
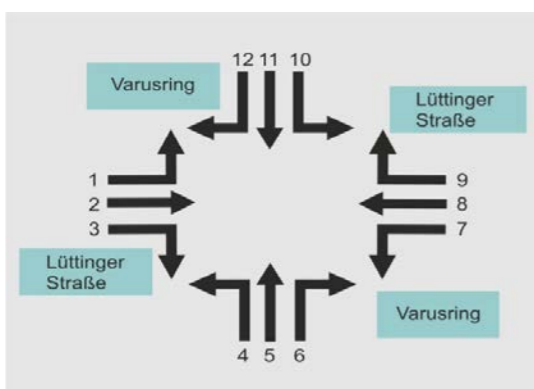
Graphische Darstellung der DTV-Werte:



Graphische Darstellung der Spitzenstundenwerte morgens (07:15 - 08:15)



Graphische Darstellung der Spitzenstundenwerte nachmittags (16:15 - 17:15)



Knotenpunkt 4

Varusring/ Bislicher Insel/ Rheinberger Straße/ Augustusring

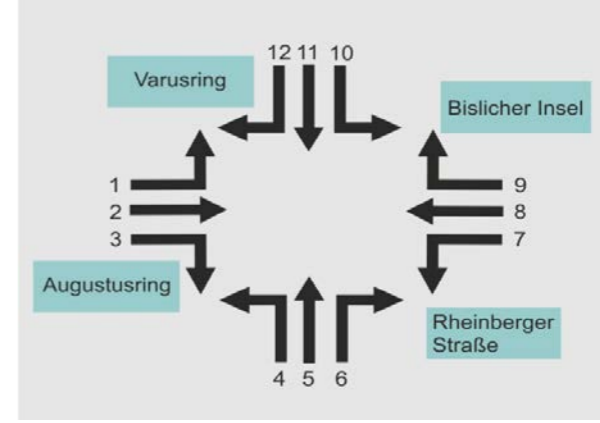
August 2020

5 Stundenzählung

07:00 - 09:00 Uhr

15:00 - 18:00 Uhr

Datum der Zählung: Di. 25.08.2020

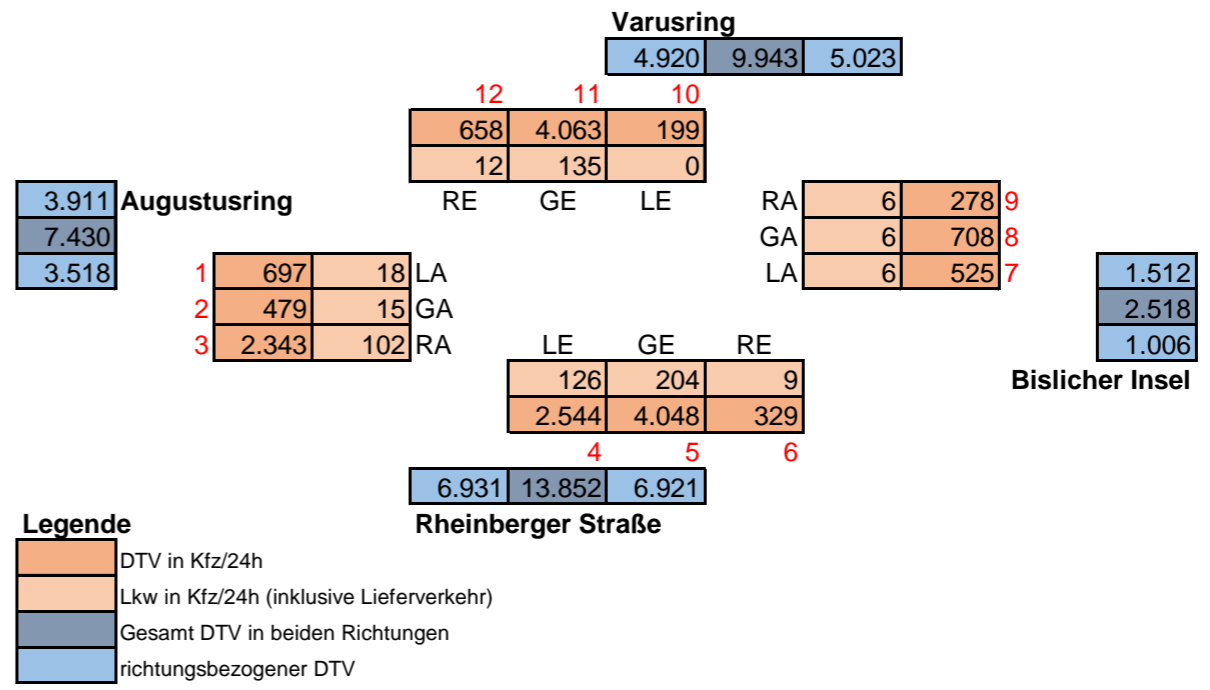
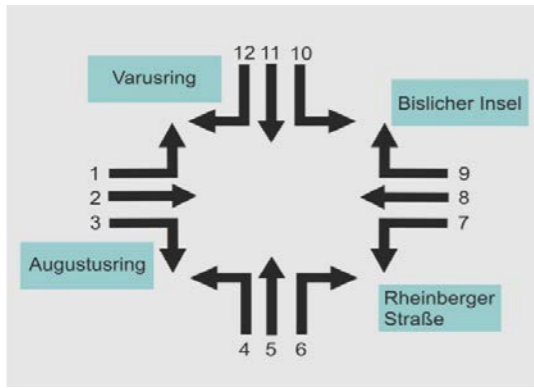


Intervall					Fz-Arten	Augustusring			Rheinberger Straße			Bislicher Insel			Varusring		
						LA	GA	RA	LE	GE	RE	LA	GE	RA	LE	GE	RE
						1	2	3	4	5	6	7	8	9	10	11	12
7:00	7:15	7,00	1	99	PKW	8	5	49	24	41	1	23	10	5	1	89	7
		7,00	1	99	KRAD	0	0	0	0	0	0	0	0	0	0	1	0
		7,00	1	99	LIEFER	0	1	5	2	4	0	0	0	0	0	6	0
		7,00	1	99	LKW	0	0	3	1	2	0	0	0	0	0	2	0
		7,00	1	99	LASTZUG	0	0	1	0	3	0	0	0	0	0	1	0
Summe	299	7,00	1	99	BUS	0	0	3	0	1	0	0	0	0	0	0	0
7:15	7:30	7,25	1	99	PKW	5	2	22	33	60	0	15	17	3	1	115	12
		7,25	1	99	KRAD	0	0	0	0	0	0	0	0	0	0	3	0
		7,25	1	99	LIEFER	0	0	3	2	8	1	1	0	0	0	7	0
		7,25	1	99	LKW	1	0	1	1	3	0	0	0	0	0	0	0
		7,25	1	99	LASTZUG	0	0	0	0	3	0	0	0	0	0	1	0
Summe	322	7,25	1	99	BUS	0	1	0	1	0	0	0	0	0	0	0	0
7:30	7:45	7,50	1	99	PKW	10	1	43	55	68	1	15	20	7	0	75	20
		7,50	1	99	KRAD	0	0	0	0	1	0	0	1	0	0	0	0
		7,50	1	99	LIEFER	2	1	3	4	5	0	0	0	3	0	6	1
		7,50	1	99	LKW	0	1	3	3	2	1	0	0	0	0	3	0
		7,50	1	99	LASTZUG	0	0	0	3	5	0	0	0	0	0	2	0
Summe	366	7,50	1	99	BUS	0	0	0	0	0	0	0	0	0	0	0	1
7:45	8:00	7,75	1	99	PKW	15	6	48	45	83	3	11	14	5	3	73	7
		7,75	1	99	KRAD	0	0	0	0	1	0	0	1	0	0	1	0
		7,75	1	99	LIEFER	1	2	1	1	3	1	1	3	1	0	4	2
		7,75	1	99	LKW	1	0	1	0	3	0	1	0	1	0	5	0
		7,75	1	99	LASTZUG	0	0	2	0	3	0	0	0	0	0	1	0
Summe	357	7,75	1	99	BUS	0	0	0	2	0	0	0	0	1	0	0	0
8:00	8:15	8,00	1		PKW	13	3	42	23	39	2	11	16	2	2	61	13
		8,00	1		KRAD	0	0	1	0	1	0	0	0	0	0	0	0
		8,00	1		LIEFER	3	2	4	0	5	0	2	1	0	0	7	1
		8,00	1		LKW	0	0	1	0	2	1	0	0	0	0	2	0
		8,00	1		LASTZUG	0	0	0	1	0	0	0	0	0	0	1	1
Summe	268	8,00	1		BUS	0	1	1	3	0	0	0	0	0	0	0	0
8:15	8:30	8,25	1		PKW	8	3	30	39	46	2	14	4	6	0	72	7
		8,25	1		KRAD	0	0	1	0	0	0	0	0	0	0	0	0
		8,25	1		LIEFER	2	0	3	0	2	0	0	1	0	0	3	1
		8,25	1		LKW	0	0	0	0	5	0	0	0	0	0	5	0
		8,25	1		LASTZUG	0	0	2	2	0	0	0	0	0	0	1	0
Summe	260	8,25	1		BUS	0	0	0	1	0	0	0	0	0	0	0	0
8:30	8:45	8,50	1		PKW	7	2	27	34	48	2	3	8	5	4	62	5
		8,50	1		KRAD	0	0	1	0	1	0	0	0	0	0	0	0
		8,50	1		LIEFER	2	0	3	3	8	0	0	0	0	0	5	0
		8,50	1		LKW	1	0	1	2	3	0	1	0	0	0	0	0
		8,50	1		LASTZUG	0	0	3	0	2	0	0	0	0	0	1	0
Summe	245	8,50	1		BUS	0	0	1	0	0	0	0	0	0	0	0	0
8:45	9:00	8,75	1		PKW	12	6	29	38	41	5	7	14	4	6	40	8
		8,75	1		KRAD	0	0	0	1	0	0	0	0	0	0	0	0
		8,75	1		LIEFER	0	3	2	5	4	1	1	1	0	1	5	1
		8,75	1		LKW	0	0	1	1	2	0	0	0	0	0	3	0
		8,75	1		LASTZUG	0	1	0	0	1	0	0	0	0	0	0	0
Summe	246	8,75	1		BUS	0	0	0	1	0	0	0	1	0	0	0	0

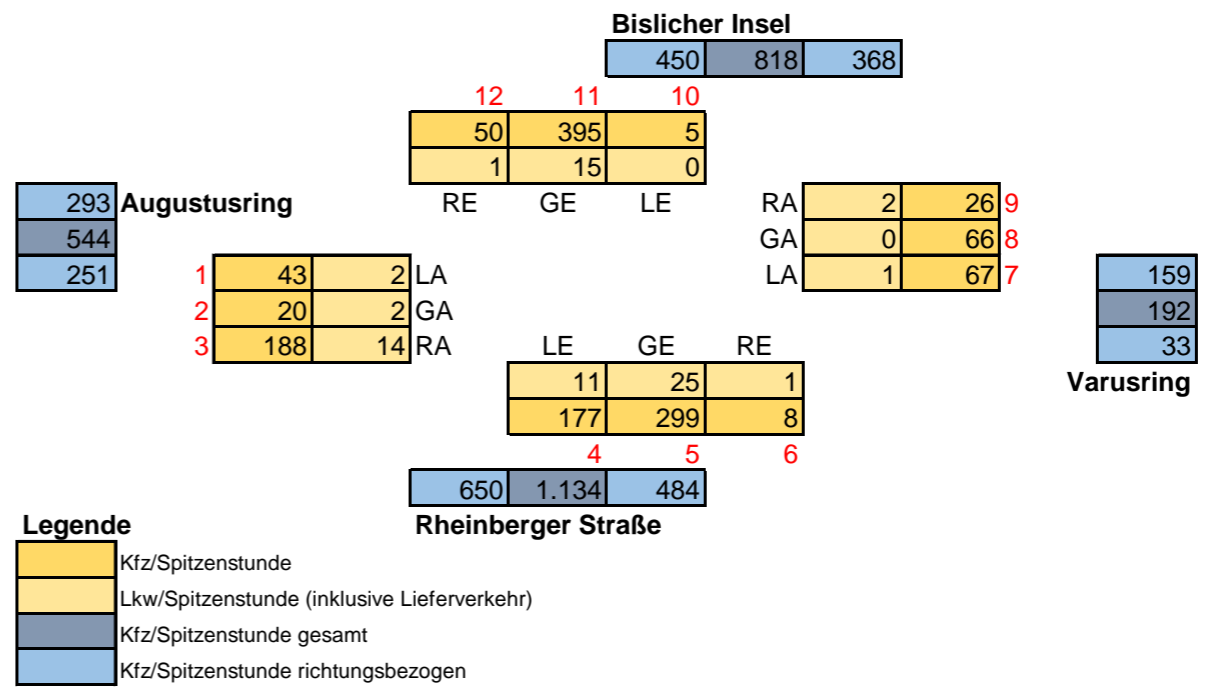
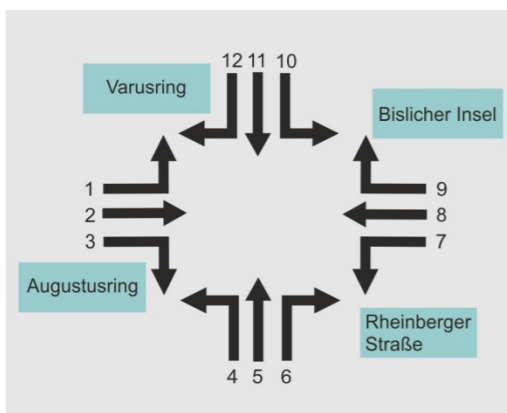
15:00	15:15	15,00	2	PKW	9	20	43	44	75	12	7	13	5	3	73	14
		15,00	2	KRAD	0	0	1	0	0	0	2	0	0	0	5	0
		15,00	2	LIEFER	0	2	7	3	5	1	0	2	0	0	9	3
		15,00	2	LKW	0	0	0	1	1	0	0	0	0	0	1	0
		15,00	2	LASTZUG	0	1	0	1	2	0	0	0	0	0	0	0
Summe	368	15,00	2	BUS	0	0	1	2	0	0	0	0	0	0	0	0
15:15	15:30	15,25	2	PKW	12	9	42	56	74	9	3	16	2	5	59	15
		15,25	2	KRAD	1	0	0	0	3	0	0	0	0	0	0	0
		15,25	2	LIEFER	1	3	5	1	7	0	0	2	0	1	6	0
		15,25	2	LKW	0	0	0	0	1	0	0	0	0	0	0	0
		15,25	2	LASTZUG	0	0	0	1	2	0	0	1	0	0	1	0
Summe	339	15,25	2	BUS	0	0	0	1	0	0	0	0	0	0	0	0
15:30	15:45	15,50	2	PKW	9	6	41	61	86	7	7	13	3	7	68	10
		15,50	2	KRAD	0	0	0	0	1	0	0	0	0	0	0	0
		15,50	2	LIEFER	1	1	4	7	5	1	0	3	0	0	2	3
		15,50	2	LKW	0	0	0	0	1	0	0	0	0	0	0	0
		15,50	2	LASTZUG	0	0	0	0	3	0	0	0	0	0	0	0
Summe	350	15,50	2	BUS	0	0	0	0	0	0	0	0	0	0	0	0
15:45	16:00	15,75	2	99 PKW	15	12	46	65	84	10	3	16	3	4	75	18
		15,75	2	99 KRAD	0	0	0	0	0	0	0	0	0	0	0	0
		15,75	2	99 LIEFER	1	1	4	5	4	0	1	1	0	0	6	2
		15,75	2	99 LKW	0	0	2	2	0	0	0	0	0	0	2	0
		15,75	2	99 LASTZUG	0	0	0	0	0	0	0	0	0	0	0	0
Summe	382	15,75	2	99 BUS	0	0	0	0	0	0	0	0	0	0	0	0
16:00	16:15	16,00	2	99 PKW	24	12	39	49	83	7	5	6	2	7	59	15
		16,00	2	99 KRAD	0	0	0	1	0	0	0	0	0	0	1	0
		16,00	2	99 LIEFER	1	1	3	6	5	1	0	2	0	1	5	0
		16,00	2	99 LKW	0	0	0	3	2	0	0	0	0	0	0	0
		16,00	2	99 LASTZUG	0	0	0	0	2	0	0	0	0	0	3	0
Summe	348	16,00	2	99 BUS	1	0	1	1	0	0	0	0	0	0	0	0
16:15	16:30	16,25	2	99 PKW	21	13	48	60	93	12	4	10	7	7	71	26
		16,25	2	99 KRAD	0	0	0	1	0	0	0	0	0	0	0	0
		16,25	2	99 LIEFER	0	1	3	4	4	1	1	3	0	1	5	1
		16,25	2	99 LKW	0	0	1	0	2	0	0	0	0	0	1	0
		16,25	2	99 LASTZUG	0	0	1	1	3	0	0	0	0	0	0	1
Summe	410	16,25	2	99 BUS	0	0	0	2	0	0	0	0	0	0	1	0
16:30	16:45	16,50	2	99 PKW	17	19	59	50	113	10	6	12	9	7	91	12
		16,50	2	99 KRAD	0	1	0	0	1	0	0	0	0	0	0	0
		16,50	2	99 LIEFER	1	1	2	4	6	1	0	2	0	0	5	0
		16,50	2	99 LKW	1	0	0	1	0	0	0	0	0	0	1	0
		16,50	2	99 LASTZUG	0	0	0	0	2	0	0	0	0	0	0	0
Summe	435	16,50	2	99 BUS	0	0	1	0	0	0	0	0	0	0	0	0
16:45	17:00	16,75	2	PKW	14	17	48	48	107	13	2	11	6	3	47	11
		16,75	2	KRAD	0	0	1	0	0	0	0	0	0	0	0	0
		16,75	2	LIEFER	1	1	0	5	6	0	0	1	0	0	2	0
		16,75	2	LKW	1	0	1	0	0	1	0	0	0	0	4	0
		16,75	2	LASTZUG	0	0	0	0	0	0	0	0	0	0	0	0
Summe	354	16,75	2	BUS	0	0	0	2	0	0	0	0	0	0	0	1
17:00	17:15	17,00	2	PKW	18	7	46	55	87	18	6	9	8	8	69	14
		17,00	2	KRAD	0	1	0	0	0	0	0	0	0	0	1	0
		17,00	2	LIEFER	0	2	0	2	5	1	0	0	0	0	4	0
		17,00	2	LKW	0	0	0	0	2	0	0	0	0	0	0	0
		17,00	2	LASTZUG	0	0	0	0	0	0	0	0	0	0	0	0
Summe	364	17,00	2	BUS	0	0	1	0	0	0	0	0	0	0	0	0
17:15	17:30	17,25	2	PKW	18	11	39	48	87	13	6	12	3	5	57	11
		17,25	2	KRAD	0	0	0	0	2	0	0	0	0	0	0	0
		17,25	2	LIEFER	0	0	4	4	7	1	0	1	1	0	3	0
		17,25	2	LKW	0	0	0	0	0	0	0	0	0	0	0	0
		17,25	2	LASTZUG	0	0	0	0	1	0	0	0	0	0	2	0
Summe	336	17,25	2	BUS	0	0	0	0	0	0	0	0	0	0	0	0
17:30	17:45	17,50	2	PKW	15	15	37	63	103	10	11	13	6	7	65	9
		17,50	2	KRAD	0	0	0	0	0	0	0	0	0	0	1	0
		17,50	2	LIEFER	0	1	3	3	5	0	0	1	0	3	2	0
		17,50	2	LKW	0	0	0	0	1	0	0	0	0	0	0	0
		17,50	2	LASTZUG	0	0	0	0	2	0	0	0	0	0	1	0
Summe	379	17,50	2	BUS	0	0	1	1	0	0	0	0	0	0	0	0
17:45	18:00	17,75	2	PKW	12	19	47	48	84	8	6	8	9	3	53	16
		17,75	2	KRAD	0	0	0	0	0	0	0	0	0	0	0	0
		17,75	2	LIEFER	1	1	1	1	2	0	0	0	0	0	3	0
		17,75	2	LKW	0	0	0	0	0	0	0	0	0	0	0	0
		17,75	2	LASTZUG	0	0	0	0	1	0	0	0	0	0	0	0
Summe	324	17,75	2	BUS	0	0	0	1	0	0	0	0	0	0	0	0

2h-Zählung				1	2	3	4	5	6	7	8	9	10	11	12	
Summe Kfz/2h (7-9)			2363	91	41	341	331	509	21	106	112	43	18	663	87	
Summe Pkw/2h (7-9)	1		PKW	78	28	290	291	426	16	99	103	37	17	587	79	
Summe Krad/2h (7-9)	1		KRAD	0	0	3	1	4	0	0	2	0	0	5	0	
Summe Liefer/2h (7-9)	1		LIEFER	10	9	24	17	39	3	5	6	4	1	43	6	
Summe Lkw/2h (7-9)	1		LKW	3	1	11	8	22	2	2	0	1	0	20	0	
Summe Lastzug/2h (7-9)	1		LASTZUG	0	1	8	6	17	0	0	0	0	0	8	1	
Summe Bus/2h (7-9)	1		BUS	0	2	5	8	1	0	0	1	1	0	0	1	
3h-Zählung				1	2	3	4	5	6	7	8	9	10	11	12	
Summe Kfz/3h (15-18)			4389	195	178	583	714	1.172	137	70	158	64	72	864	182	
Summe Pkw/3h (15-18)	2		PKW	184	160	535	647	1.076	129	66	139	63	66	787	171	
Summe Krad/3h (15-18)	2		KRAD	1	2	2	2	7	0	2	0	0	0	8	0	
Summe Liefer/3h (15-18)	2		LIEFER	7	15	36	45	61	7	2	18	1	6	52	9	
Summe Lkw/3h (15-18)	2		LKW	2	0	4	7	10	1	0	0	0	0	9	0	
Summe Lastzug/3h (15-18)	2		LASTZUG	0	1	1	3	18	0	0	1	0	0	7	1	
Summe Bus/3h (15-18)	2		BUS	1	0	5	10	0	0	0	0	0	0	1	1	
Spitzenstunde morgens				1	2	3	4	5	6	7	8	9	10	11	12	
Summe Kfz/h	1.344	7,00	8,00	1344	43	20	188	177	299	8	67	66	26	5	395	50
Summe Pkw/h			1	99	38	14	162	157	252	5	64	61	20	5	352	46
Summe Krad/h			1	99	0	0	0	0	2	0	0	2	0	0	5	0
Summe Liefer/h			1	99	3	4	12	9	20	2	2	3	4	0	23	3
Summe Lkw/h			1	99	2	1	8	5	10	1	1	0	1	0	10	0
Summe Lastzug/h			1	99	0	0	3	3	14	0	0	0	0	0	5	0
Summe Bus/h			1	99	0	1	3	3	1	0	0	0	1	0	0	1
Spitzenstunde nachmittags				1	2	3	4	5	6	7	8	9	10	11	12	
Summe Kfz/h	1.575	16	17,75	1575	82	61	210	255	404	42	20	52	21	27	326	75
Summe Pkw/h			2	99	77	56	192	224	373	39	18	44	21	25	296	71
Summe Krad/h			2	99	0	1	0	2	1	0	0	0	0	0	1	0
Summe Liefer/h			2	99	3	4	12	19	19	3	2	8	0	2	21	3
Summe Lkw/h			2	99	1	0	3	6	4	0	0	0	0	0	4	0
Summe Lastzug/h			2	99	0	0	1	1	7	0	0	0	0	0	3	1
Summe Bus/h			2	99	1	0	2	3	0	0	0	0	0	0	1	0
DTV 24 Stunden				1	2	3	4	5	6	7	8	9	10	11	12	
Morgens Kfz				7,50	683	308	2558	2483	3818	158	795	840	323	135	4973	653
Morgens Lkw				6,00	18	24	144	132	240	12	12	6	12	0	168	12
Nachmittags Kfz				3,65	712	650	2128	2606	4278	500	256	577	234	263	3154	664
Nachmittags Lkw				6,00	18	6	60	120	168	6	0	6	0	0	102	12
DTV Kfz				697	479	2343	2544	4048	329	525	708	278	199	4063	658	
DTV Lkw				18	15	102	126	204	9	6	6	6	0	135	12	

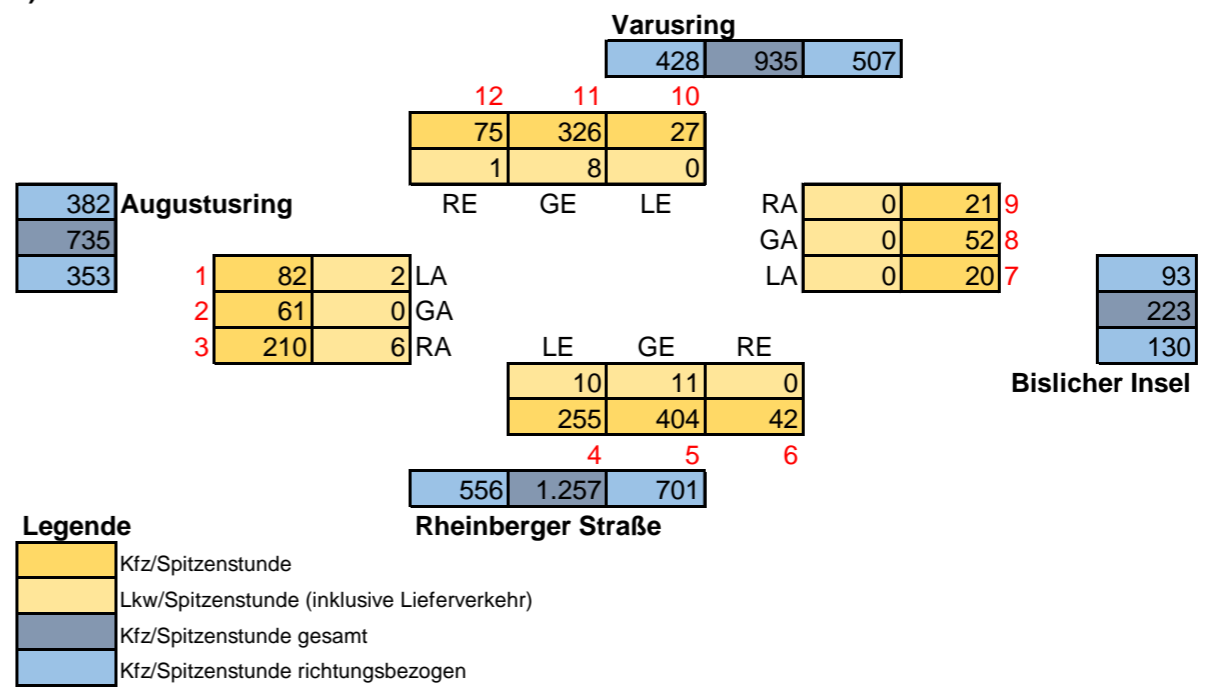
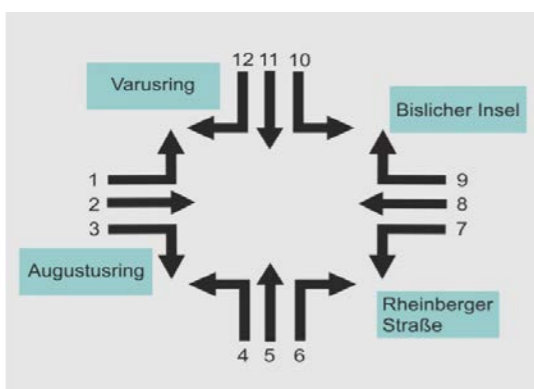
Graphische Darstellung der DTV-Werte:



Graphische Darstellung der Spitzenstundenwerte morgens (07:00 - 08:00)



Graphische Darstellung der Spitzenstundenwerte nachmittags (15:45 - 16:45)



Knotenpunkt 5

Siegfriedstraße/ Bahnhofstraße/ Poststraße/ Bahnhofstraße

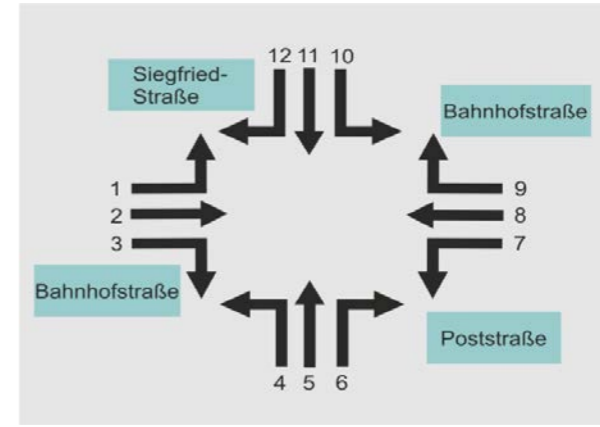
August 2020

5 Stundenzählung

07:00 - 09:00 Uhr

15:00 - 18:00 Uhr

Datum der Zählung: Di. 25.08.2020

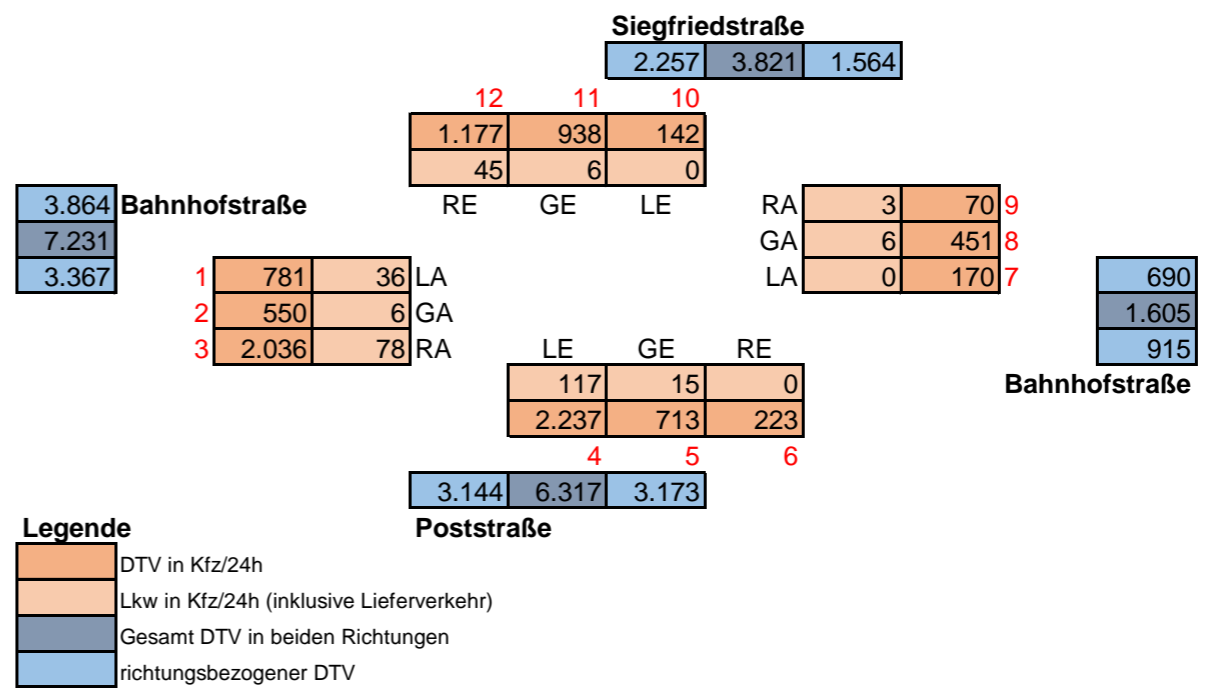
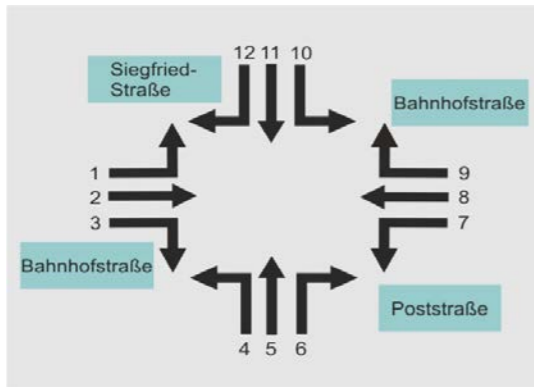


Intervall				Fz-Arten	Bahnhofstraße			Poststraße			Bahnhofstraße			Siegfriedstraße			
					LA 1	GA 2	RA 3	LE 4	GE 5	RE 6	LA 7	GE 8	RA 9	LE 10	GE 11	RE 12	
7:00	7:15	7,00	1	PKW	3	4	6	25	3	0	0	0	0	0	1	6	7
		7,00	1	KRAD	0	0	0	0	0	0	0	0	0	0	0	0	1
		7,00	1	LIEFER	1	0	1	4	1	0	0	0	0	0	0	0	2
		7,00	1	LKW	0	0	0	1	0	0	0	0	0	0	0	0	0
		7,00	1	LASTZUG	0	0	0	0	0	0	0	0	0	0	0	0	0
Summe	68	7,00	1	BUS	0	0	2	0	0	0	0	0	0	0	0	0	0
7:15	7:30	7,25	1	PKW	3	1	14	24	6	0	1	2	0	0	15	10	
		7,25	1	KRAD	0	0	0	0	0	0	0	0	0	0	0	1	
		7,25	1	LIEFER	0	1	5	5	1	0	0	0	0	0	1	4	
		7,25	1	LKW	0	0	0	0	0	0	0	0	0	0	0	0	
		7,25	1	LASTZUG	0	0	0	0	0	0	0	0	0	0	0	0	
Summe	97	7,25	1	BUS	1	0	1	1	0	0	0	0	0	0	0	0	
7:30	7:45	7,50	1	PKW	9	1	23	26	9	3	3	3	0	0	21	13	
		7,50	1	KRAD	0	1	0	0	0	0	0	0	0	0	0	0	
		7,50	1	LIEFER	1	0	4	5	1	0	0	1	0	2	1	3	
		7,50	1	LKW	0	1	1	1	0	0	0	0	0	0	0	0	
		7,50	1	LASTZUG	0	0	1	0	0	0	0	0	0	0	0	0	
Summe	142	7,50	1	BUS	0	0	0	6	0	0	0	0	0	0	0	2	
7:45	8:00	7,75	1	99 PKW	20	10	36	39	21	4	3	4	0	4	21	27	
		7,75	1	99 KRAD	0	0	1	1	0	0	0	0	0	0	1	1	
		7,75	1	99 LIEFER	1	1	2	2	0	0	1	0	0	0	1	4	
		7,75	1	99 LKW	0	0	2	0	1	0	0	0	0	0	1	0	
		7,75	1	99 LASTZUG	0	0	0	1	0	0	0	0	0	0	0	0	
Summe	215	7,75	1	99 BUS	0	1	1	0	0	0	0	0	0	0	0	3	
8:00	8:15	8,00	1	99 PKW	9	7	29	29	11	2	2	5	0	1	18	17	
		8,00	1	99 KRAD	1	0	0	0	0	0	0	0	0	0	0	0	
		8,00	1	99 LIEFER	2	0	6	3	0	2	1	1	0	0	1	0	
		8,00	1	99 LKW	0	0	0	1	0	0	0	0	1	0	0	0	
		8,00	1	99 LASTZUG	0	0	0	0	0	0	0	0	0	0	0	0	
Summe	155	8,00	1	99 BUS	2	0	1	3	0	0	0	0	0	0	0	0	
8:15	8:30	8,25	1	99 PKW	13	8	13	31	9	4	2	5	0	2	13	15	
		8,25	1	99 KRAD	1	1	0	0	0	1	0	0	0	0	1	1	
		8,25	1	99 LIEFER	3	1	4	1	1	0	0	0	0	0	1	0	
		8,25	1	99 LKW	0	0	1	1	0	0	0	0	0	0	0	0	
		8,25	1	99 LASTZUG	0	0	0	0	0	0	0	0	0	0	0	0	
Summe	135	8,25	1	99 BUS	0	0	1	1	0	0	0	0	0	0	0	0	
8:30	8:45	8,50	1	99 PKW	7	10	31	27	5	2	3	7	0	5	12	24	
		8,50	1	99 KRAD	0	0	0	0	0	0	0	0	0	0	0	0	
		8,50	1	99 LIEFER	0	1	1	3	0	0	0	1	0	0	0	3	
		8,50	1	99 LKW	0	0	1	0	0	0	0	0	0	0	0	0	
		8,50	1	99 LASTZUG	0	0	0	0	0	0	0	0	0	0	0	0	
Summe	143	8,50	1	99 BUS	0	0	0	0	0	0	0	0	0	0	0	0	
8:45	9:00	8,75	1	PKW	12	11	23	29	13	3	1	5	1	2	17	15	
		8,75	1	KRAD	0	0	0	0	1	0	0	0	0	0	0	0	
		8,75	1	LIEFER	4	1	3	10	1	0	0	0	0	0	1	4	
		8,75	1	LKW	0	0	0	2	0	0	0	0	0	0	0	0	
		8,75	1	LASTZUG	0	0	0	0	1	0	0	0	0	0	0	0	
Summe	165	8,75	1	BUS	0	0	0	3	0	0	0	0	0	0	0	2	

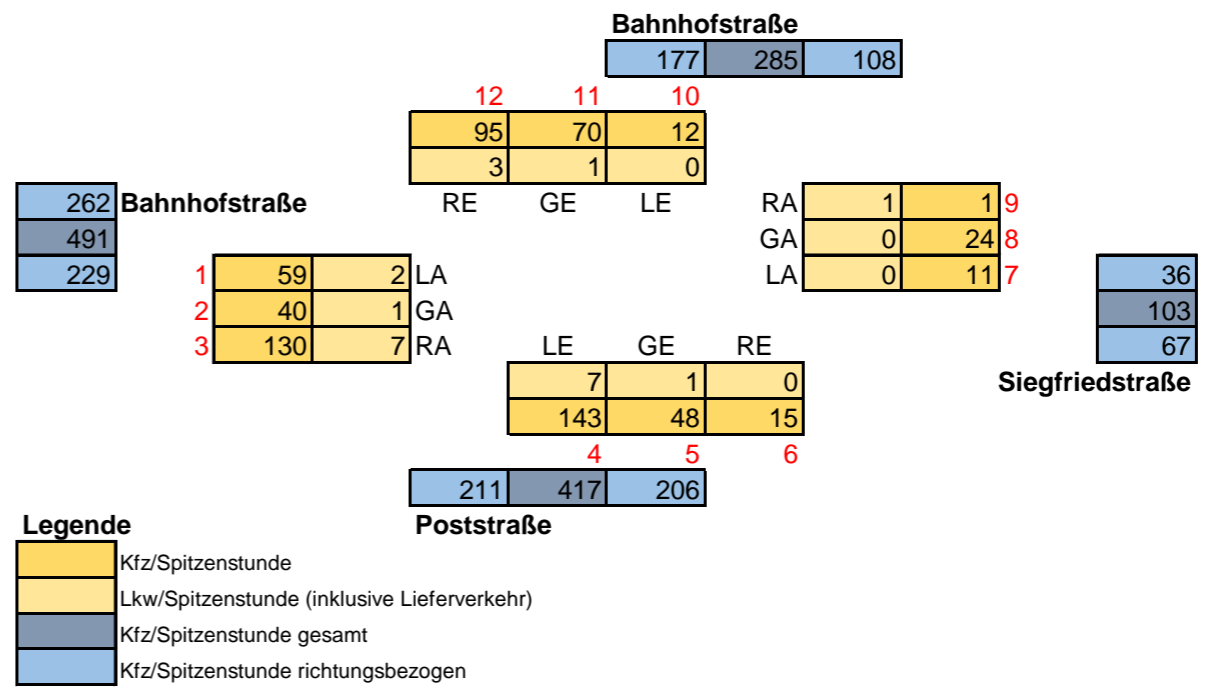
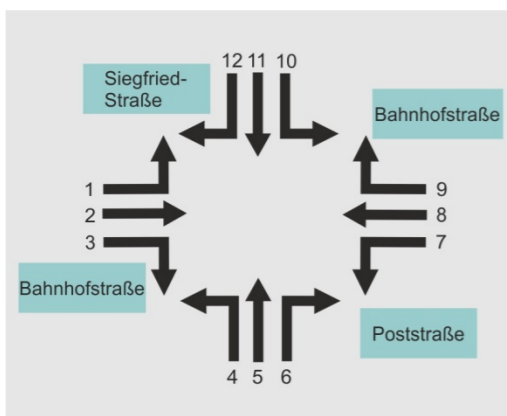
15:00	15:15	15,00	2	PKW	8	10	47	43	25	8	2	14	0	2	16	17
		15,00	2	KRAD	1	0	0	0	1	0	0	0	0	1	0	0
		15,00	2	LIEFER	4	0	4	3	2	0	1	1	0	0	1	3
		15,00	2	LKW	1	0	1	2	0	0	0	0	0	0	0	0
		15,00	2	LASTZUG	0	0	0	1	0	0	0	0	0	0	0	0
Summe	225	15,00	2	BUS	1	0	2	2	1	0	0	0	0	0	0	0
15:15	15:30	15,25	2	PKW	16	14	34	49	9	6	3	15	6	9	17	26
		15,25	2	KRAD	0	0	0	0	0	0	0	1	0	0	0	0
		15,25	2	LIEFER	1	0	5	5	3	0	0	0	1	0	1	1
		15,25	2	LKW	0	0	0	1	0	0	0	0	0	0	0	0
		15,25	2	LASTZUG	0	0	0	0	0	0	0	0	0	0	0	0
Summe	226	15,25	2	BUS	1	0	1	1	0	0	0	0	0	0	0	0
15:30	15:45	15,50	2	PKW	20	12	47	41	16	7	3	10	2	1	22	26
		15,50	2	KRAD	0	0	0	0	0	0	0	0	0	0	0	0
		15,50	2	LIEFER	0	1	3	4	2	1	0	1	0	0	1	3
		15,50	2	LKW	0	0	1	0	0	0	0	0	0	0	0	1
		15,50	2	LASTZUG	0	0	0	0	0	0	0	0	0	0	0	0
Summe	226	15,50	2	BUS	0	0	0	1	0	0	0	0	0	0	0	0
15:45	16:00	15,75	2	PKW	22	12	48	48	8	5	6	14	2	2	17	27
		15,75	2	KRAD	0	0	0	0	0	0	0	0	0	1	1	0
		15,75	2	LIEFER	2	0	3	3	2	0	0	3	0	0	1	0
		15,75	2	LKW	0	0	3	0	0	0	0	0	0	0	0	0
		15,75	2	LASTZUG	0	0	0	0	0	0	0	0	0	0	0	0
Summe	232	15,75	2	BUS	0	0	0	0	0	0	0	0	0	0	0	2
16:00	16:15	16,00	2	99 PKW	12	15	58	46	22	2	7	16	2	4	16	29
		16,00	2	99 KRAD	0	1	0	0	0	0	0	0	0	0	0	1
		16,00	2	99 LIEFER	0	1	3	4	0	0	0	1	0	0	0	4
		16,00	2	99 LKW	0	0	0	0	0	0	0	0	0	0	1	1
		16,00	2	99 LASTZUG	0	0	0	0	0	0	0	0	0	0	0	0
Summe	253	16,00	2	99 BUS	2	0	2	2	1	0	0	0	0	0	0	0
16:15	16:30	16,25	2	99 PKW	22	16	65	56	16	6	8	12	3	3	18	23
		16,25	2	99 KRAD	0	0	0	1	0	0	0	0	0	0	0	0
		16,25	2	99 LIEFER	0	1	2	4	1	0	0	0	0	0	2	2
		16,25	2	99 LKW	0	0	0	0	0	0	0	0	0	0	0	0
		16,25	2	99 LASTZUG	0	0	0	0	0	0	0	0	0	0	0	0
Summe	263	16,25	2	99 BUS	1	0	0	1	0	0	0	0	0	0	0	0
16:30	16:45	16,50	2	99 PKW	21	17	65	54	15	7	7	13	4	8	20	23
		16,50	2	99 KRAD	0	0	0	0	0	0	0	0	0	0	0	0
		16,50	2	99 LIEFER	0	1	2	3	1	1	1	0	1	0	2	4
		16,50	2	99 LKW	0	0	0	1	0	0	0	0	0	0	0	0
		16,50	2	99 LASTZUG	0	0	0	0	0	0	0	0	0	0	0	0
Summe	274	16,50	2	99 BUS	1	0	1	1	0	0	0	0	0	0	0	0
16:45	17:00	16,75	2	99 PKW	21	14	58	57	18	6	5	13	0	2	18	22
		16,75	2	99 KRAD	0	0	0	0	0	0	0	0	0	0	0	0
		16,75	2	99 LIEFER	1	0	2	3	2	0	0	0	0	0	1	3
		16,75	2	99 LKW	0	0	0	0	0	0	0	0	0	0	0	0
		16,75	2	99 LASTZUG	0	0	0	0	0	0	0	1	0	0	0	0
Summe	249	16,75	2	99 BUS	0	0	0	0	0	0	0	0	0	0	0	2
17:00	17:15	17,00	2	PKW	16	18	69	49	16	7	4	9	3	2	27	21
		17,00	2	KRAD	0	0	0	0	0	1	0	0	0	0	0	0
		17,00	2	LIEFER	0	0	0	1	1	0	0	0	0	0	1	1
		17,00	2	LKW	0	0	0	0	0	0	0	0	0	0	0	0
		17,00	2	LASTZUG	0	0	0	0	0	0	0	0	0	0	0	0
Summe	253	17,00	2	BUS	2	0	1	3	1	0	0	0	0	0	0	0
17:15	17:30	17,25	2	PKW	24	12	43	41	17	9	6	13	3	5	17	26
		17,25	2	KRAD	0	1	0	0	1	0	0	0	0	0	0	0
		17,25	2	LIEFER	0	2	4	2	1	0	0	0	0	0	1	0
		17,25	2	LKW	0	0	0	0	0	0	0	0	0	0	0	0
		17,25	2	LASTZUG	0	0	0	0	0	0	0	0	0	0	0	0
Summe	228	17,25	2	BUS	0	0	0	0	0	0	0	0	0	0	0	0
17:30	17:45	17,50	2	PKW	19	11	50	47	16	7	3	18	4	2	15	19
		17,50	2	KRAD	0	1	0	0	1	0	0	0	0	0	0	0
		17,50	2	LIEFER	1	2	5	6	0	0	0	1	0	0	0	1
		17,50	2	LKW	0	0	0	0	0	0	0	0	0	0	0	1
		17,50	2	LASTZUG	0	0	0	0	0	0	0	0	0	0	0	0
Summe	233	17,50	2	BUS	0	0	1	1	0	0	0	1	0	0	0	0
17:45	18:00	17,75	2	PKW	17	13	41	49	16	6	4	18	3	1	26	27
		17,75	2	KRAD	0	1	0	0	0	0	0	0	0	0	0	0
		17,75	2	LIEFER	0	0	4	3	1	0	0	0	0	0	1	1
		17,75	2	LKW	0	0	0	0	0	0	0	0	0	0	0	0
		17,75	2	LASTZUG	0	0	0	0	0	0	0	0	0	0	0	0
Summe	235	17,75	2	BUS	0	0	1	1	0	0	0	0	0	0	0	1

2h-Zählung				1	2	3	4	5	6	7	8	9	10	11	12	
Summe Kfz/2h (7-9)			1120	93	61	214	285	85	21	16	35	2	17	132	159	
Summe Pkw/2h (7-9)		1	PKW	76	52	175	230	77	18	15	31	1	15	123	128	
Summe Krad/2h (7-9)		1	KRAD	2	2	1	1	1	1	0	0	0	0	2	4	
Summe Liefer/2h (7-9)		1	LIEFER	12	5	26	33	5	2	1	4	0	2	6	20	
Summe Lkw/2h (7-9)		1	LKW	0	1	5	6	1	0	0	0	1	0	1	0	
Summe Lastzug/2h (7-9)		1	LASTZUG	0	0	1	1	1	0	0	0	0	0	0	0	
Summe Bus/2h (7-9)		1	BUS	3	1	6	14	0	0	0	0	0	0	0	7	
3h-Zählung				1	2	3	4	5	6	7	8	9	10	11	12	
Summe Kfz/3h (15-18)			2897	237	176	676	640	216	79	60	175	34	43	243	318	
Summe Pkw/3h (15-18)		2	PKW	218	164	625	580	194	76	58	165	32	41	229	286	
Summe Krad/3h (15-18)		2	KRAD	1	4	0	1	3	1	0	1	0	2	1	1	
Summe Liefer/3h (15-18)		2	LIEFER	9	8	37	41	16	2	2	7	2	0	12	23	
Summe Lkw/3h (15-18)		2	LKW	1	0	5	4	0	0	0	0	0	0	1	3	
Summe Lastzug/3h (15-18)		2	LASTZUG	0	0	0	1	0	0	0	1	0	0	0	0	
Summe Bus/3h (15-18)		2	BUS	8	0	9	13	3	0	0	1	0	0	0	5	
Spitzenstunde morgens				1	2	3	4	5	6	7	8	9	10	11	12	
Summe Kfz/h	648	7,00	8,00	648	59	40	130	143	48	15	11	24	1	12	70	95
Summe Pkw/h			1	99	49	35	109	126	46	12	10	21	0	12	64	83
Summe Krad/h			1	99	2	1	1	1	0	1	0	0	0	2	2	
Summe Liefer/h			1	99	6	3	13	9	1	2	1	3	0	3	7	
Summe Lkw/h			1	99	0	0	4	2	1	0	0	0	1	0	1	0
Summe Lastzug/h			1	99	0	0	0	1	0	0	0	0	0	0	0	0
Summe Bus/h			1	99	2	1	3	4	0	0	0	0	0	0	3	
Spitzenstunde nachmittags				1	2	3	4	5	6	7	8	9	10	11	12	
Summe Kfz/h	1.039	16	17,75	1039	81	66	258	233	76	22	28	56	10	17	78	114
Summe Pkw/h			2	99	76	62	246	213	71	21	27	54	9	17	72	97
Summe Krad/h			2	99	0	1	0	1	0	0	0	0	0	0	0	1
Summe Liefer/h			2	99	1	3	9	14	4	1	1	1	1	0	5	13
Summe Lkw/h			2	99	0	0	0	1	0	0	0	0	0	0	1	1
Summe Lastzug/h			2	99	0	0	0	0	0	0	0	1	0	0	0	0
Summe Bus/h			2	99	4	0	3	4	1	0	0	0	0	0	0	2
DTV 24 Stunden				1	2	3	4	5	6	7	8	9	10	11	12	
Morgens Kfz				7,50	698	458	1605	2138	638	158	120	263	15	128	990	1193
Morgens Lkw				6,00	18	12	72	126	12	0	0	0	6	0	6	42
Nachmittags Kfz				3,65	865	642	2467	2336	788	288	219	639	124	157	887	1161
Nachmittags Lkw				6,00	54	0	84	108	18	0	0	12	0	0	6	48
DTV Kfz				781	550	2036	2237	713	223	170	451	70	142	938	1177	
DTV Lkw				36	6	78	117	15	0	0	6	3	0	6	45	

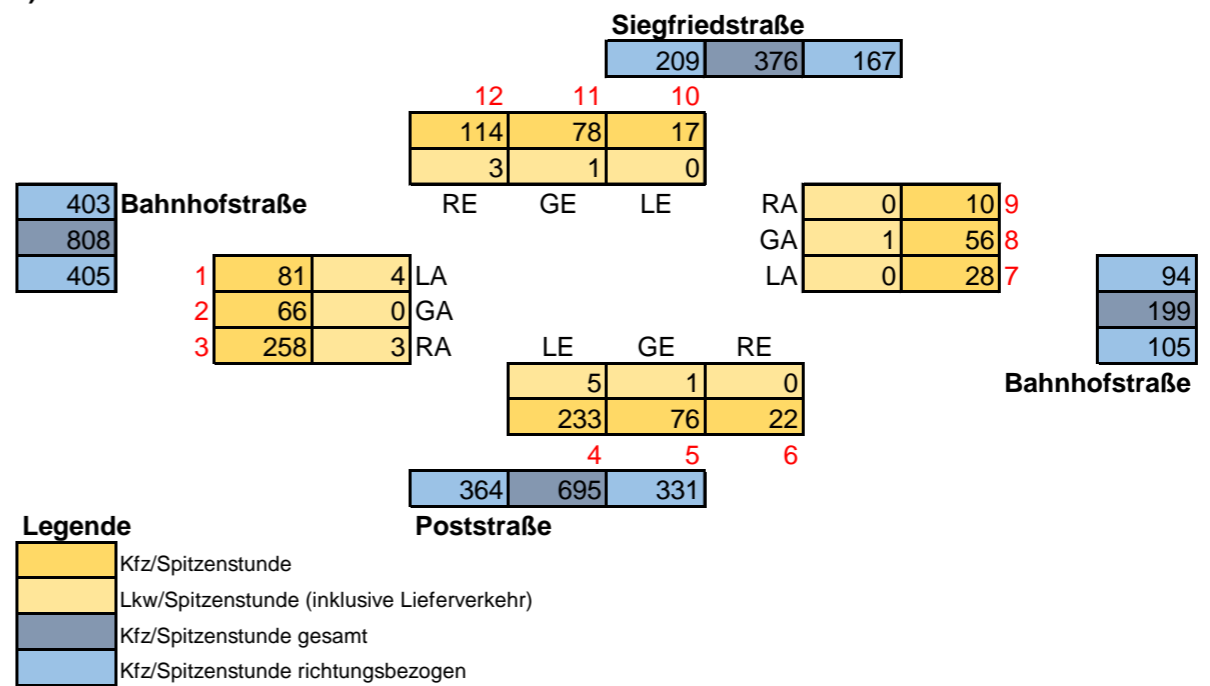
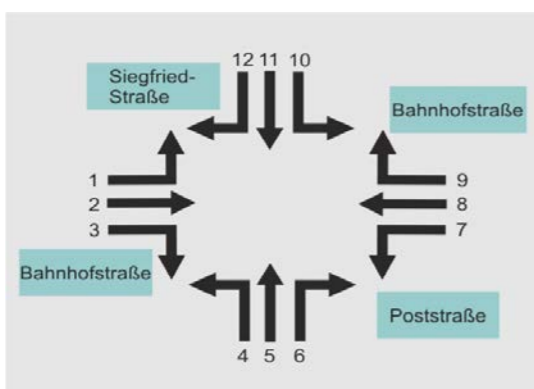
Graphische Darstellung der DTV-Werte:



Graphische Darstellung der Spitzenstundenwerte morgens (07:45 - 08:45)



Graphische Darstellung der Spitzenstundenwerte nachmittags (16:00 - 17:00)



Knotenpunkt 6

Im Niederbruch/ Sonsbecker Straße/ Heinrich-Lensing-Straße/ Sonsbecker Straße

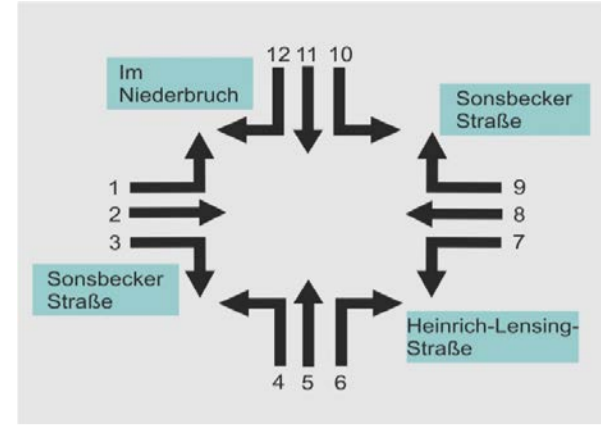
August 2020

5 Stundenzählung

07:00 - 09:00 Uhr

15:00 - 18:00 Uhr

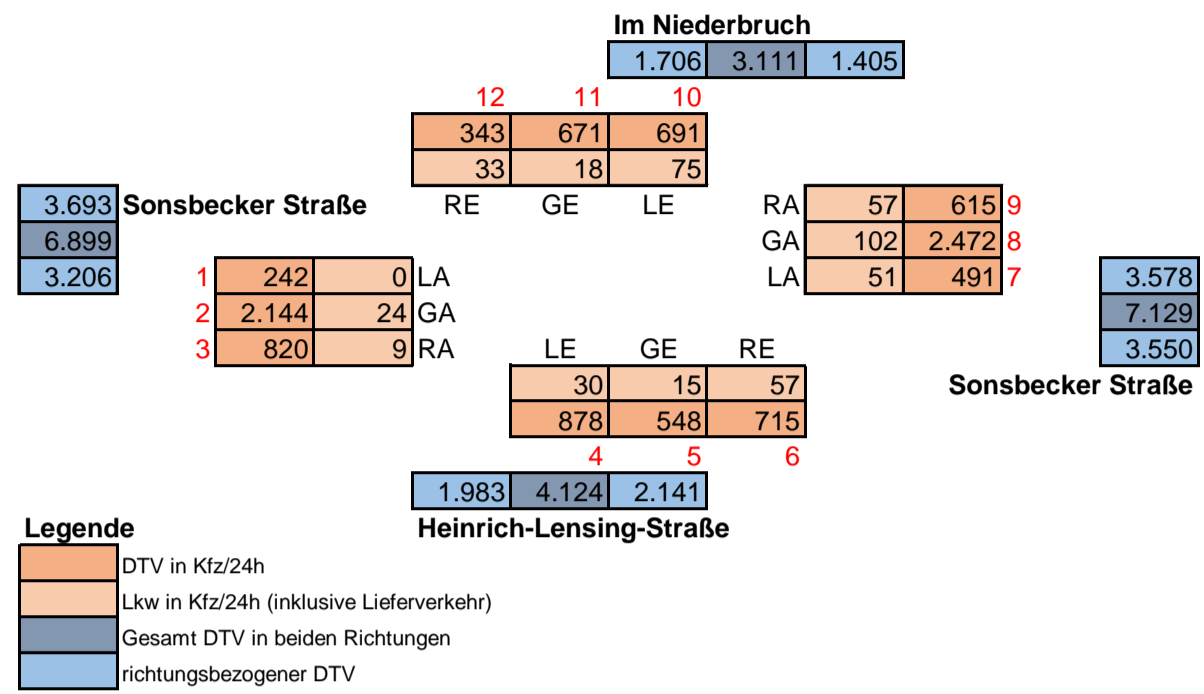
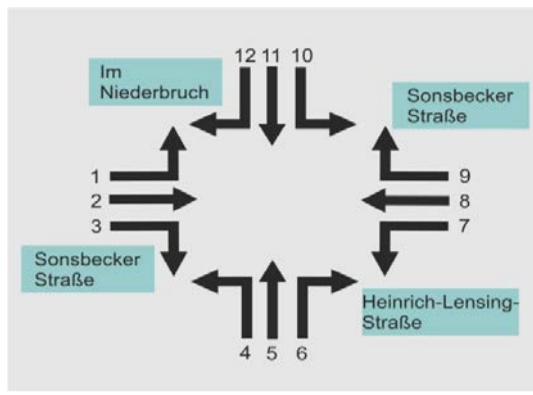
Datum der Zählung: Di. 25.08.2020



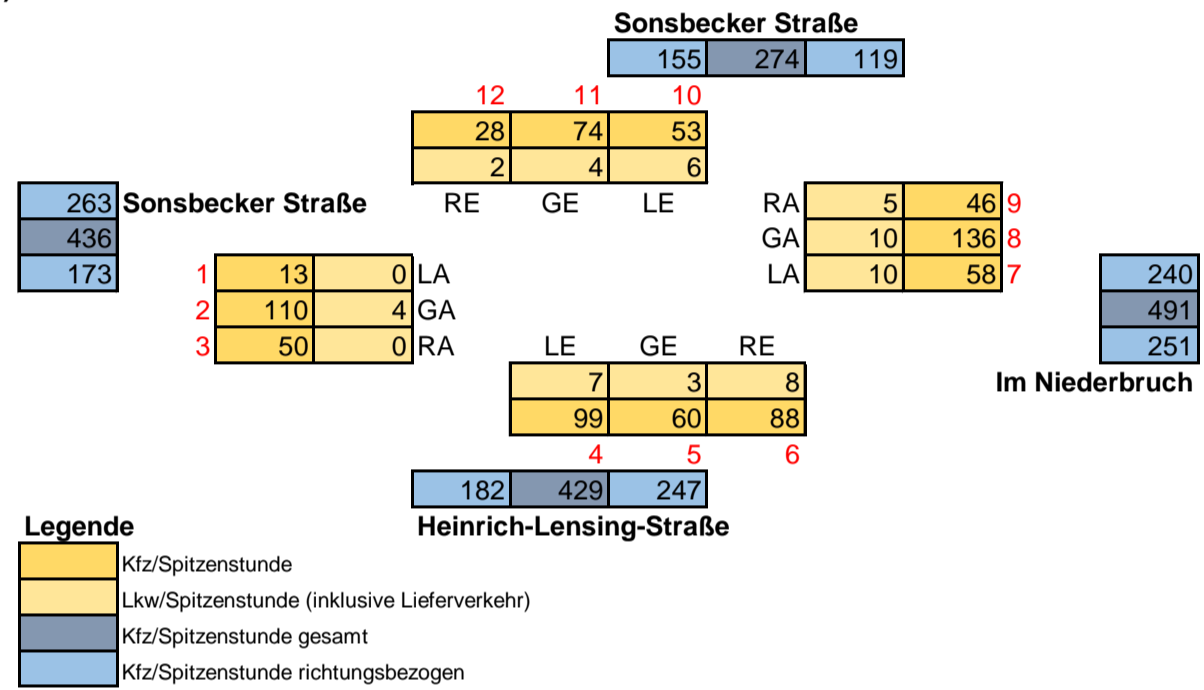
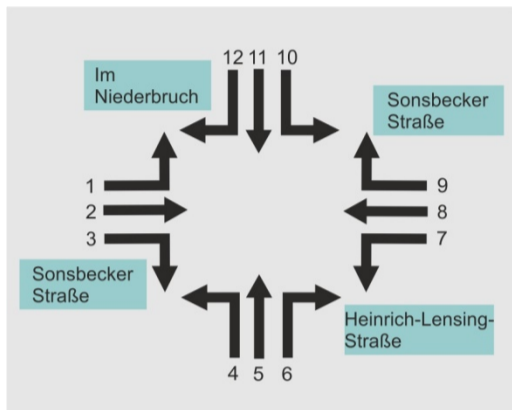
Intervall				Fz-Arten	Sonsbecker Straße			Heinrich-Lensing-Straße			Sonsbecker Straße			Im Niederbruch		
					LA	GA	RA	LE	GE	RE	LA	GE	RA	LE	GE	RE
					1	2	3	4	5	6	7	8	9	10	11	12
7:00	7:15	7,00	1	PKW	0	7	3	10	6	7	4	20	9	2	5	0
		7,00	1	KRAD	0	0	0	0	0	0	0	0	0	0	0	0
		7,00	1	LIEFER	0	0	2	0	0	0	1	4	0	0	3	0
		7,00	1	LKW	0	0	1	0	0	0	0	1	0	0	0	0
		7,00	1	LASTZUG	0	0	0	0	0	0	0	0	0	0	0	0
Summe	90	7,00	1	BUS	0	0	0	0	0	0	0	0	1	2	1	1
7:15	7:30	7,25	1	PKW	1	12	8	11	17	8	5	17	9	2	19	1
		7,25	1	KRAD	0	0	0	0	0	0	0	0	0	0	0	0
		7,25	1	LIEFER	0	3	1	1	1	1	0	5	5	1	2	1
		7,25	1	LKW	0	0	1	0	0	0	0	0	0	0	0	0
		7,25	1	LASTZUG	0	0	0	0	0	0	0	0	0	0	0	0
Summe	137	7,25	1	BUS	0	0	0	1	0	3	0	1	0	0	0	0
7:30	7:45	7,50	1	99 PKW	3	21	12	21	14	13	16	11	6	7	19	4
		7,50	1	99 KRAD	0	1	0	0	0	0	0	0	0	1	1	0
		7,50	1	99 LIEFER	0	1	0	0	0	1	3	1	1	2	1	0
		7,50	1	99 LKW	0	2	0	0	0	0	0	0	1	2	1	0
		7,50	1	99 LASTZUG	0	1	0	0	0	0	0	0	0	0	0	0
Summe	176	7,50	1	99 BUS	0	0	0	1	1	1	3	3	0	0	0	0
7:45	8:00	7,75	1	99 PKW	1	21	11	38	23	41	18	40	11	12	27	2
		7,75	1	99 KRAD	0	1	0	0	0	0	0	0	0	0	1	0
		7,75	1	99 LIEFER	0	2	4	5	2	1	0	5	3	3	1	4
		7,75	1	99 LKW	0	0	0	0	0	0	0	0	0	2	0	0
		7,75	1	99 LASTZUG	0	0	0	0	0	0	0	1	0	0	0	0
Summe	300	7,75	1	99 BUS	0	0	0	4	1	4	5	3	1	0	2	0
8:00	8:15	8,00	1	99 PKW	2	29	8	13	10	14	4	27	12	6	11	7
		8,00	1	99 KRAD	0	1	0	0	0	0	0	0	0	0	0	0
		8,00	1	99 LIEFER	1	5	2	0	0	0	0	2	2	3	0	1
		8,00	1	99 LKW	0	0	0	0	0	0	0	0	1	1	0	1
		8,00	1	99 LASTZUG	0	0	0	0	0	0	0	0	0	0	0	0
Summe	174	8,00	1	99 BUS	0	1	0	1	1	2	2	1	1	0	1	1
8:15	8:30	8,25	1	99 PKW	6	21	9	14	7	9	6	38	5	9	9	6
		8,25	1	99 KRAD	0	0	0	0	0	0	0	0	0	0	0	0
		8,25	1	99 LIEFER	0	3	4	1	1	1	1	2	1	4	0	2
		8,25	1	99 LKW	0	0	0	0	0	0	0	0	1	1	0	0
		8,25	1	99 LASTZUG	0	0	0	0	0	0	0	0	0	0	0	0
Summe	165	8,25	1	99 BUS	0	0	0	1	0	1	0	2	0	0	0	0
8:30	8:45	8,50	1	PKW	6	31	8	9	5	6	3	37	4	14	8	2
		8,50	1	KRAD	0	0	0	0	0	0	0	0	0	0	0	0
		8,50	1	LIEFER	0	4	1	1	2	0	0	4	4	1	0	0
		8,50	1	LKW	0	1	0	0	1	0	0	0	0	1	0	0
		8,50	1	LASTZUG	0	0	0	0	0	0	0	0	0	0	0	0
Summe	154	8,50	1	BUS	0	0	0	0	0	0	0	1	0	0	0	0
8:45	9:00	8,75	1	PKW	5	25	7	11	9	8	5	29	8	9	7	4
		8,75	1	KRAD	0	0	0	0	0	0	0	0	0	0	0	0
		8,75	1	LIEFER	0	2	0	1	0	3	0	4	6	3	3	2
		8,75	1	LKW	0	0	0	0	0	0	0	1	1	0	1	0
		8,75	1	LASTZUG	0	0	0	0	0	0	0	0	0	0	0	0
Summe	160	8,75	1	BUS	0	0	0	0	0	1	0	4	0	1	0	0

2h-Zählung					1	2	3	4	5	6	7	8	9	10	11	12
Summe Kfz/2h (7-9)				1356	25	195	82	144	101	125	76	264	93	89	123	39
Summe Pkw/2h (7-9)			1	PKW	24	167	66	127	91	106	61	219	64	61	105	26
Summe Krad/2h (7-9)			1	KRAD	0	3	0	0	0	0	0	0	0	1	2	0
Summe Liefer/2h (7-9)			1	LIEFER	1	20	14	9	6	7	5	27	22	17	10	10
Summe Lkw/2h (7-9)			1	LKW	0	3	2	0	1	0	0	2	4	7	2	1
Summe Lastzug/2h (7-9)			1	LASTZUG	0	1	0	0	0	0	0	1	0	0	0	0
Summe Bus/2h (7-9)			1	BUS	0	1	0	8	3	12	10	15	3	3	4	2
3h-Zählung					1	2	3	4	5	6	7	8	9	10	11	12
Summe Kfz/3h (15-18)				3039	81	774	281	185	93	135	113	812	146	196	115	108
Summe Pkw/3h (15-18)			2	PKW	72	723	265	172	77	120	103	746	110	158	101	90
Summe Krad/3h (15-18)			2	KRAD	1	5	1	0	0	1	0	1	0	2	3	2
Summe Liefer/3h (15-18)			2	LIEFER	8	43	14	11	15	7	3	49	24	21	11	8
Summe Lkw/3h (15-18)			2	LKW	0	3	0	2	0	0	0	5	3	2	0	1
Summe Lastzug/3h (15-18)			2	LASTZUG	0	0	0	0	0	0	0	1	0	0	0	0
Summe Bus/3h (15-18)			2	BUS	0	0	1	0	1	7	7	10	9	13	0	7
Spitzenstunde morgens					1	2	3	4	5	6	7	8	9	10	11	12
Summe Kfz/h	815	7,00	8,00	815	13	110	50	99	60	88	58	136	46	53	74	28
Summe Pkw/h			1	99	PKW	12	92	40	86	54	77	44	116	34	34	66
Summe Krad/h			1	99	KRAD	0	3	0	0	0	0	0	0	1	2	0
Summe Liefer/h			1	99	LIEFER	1	11	10	6	3	3	4	10	7	12	7
Summe Lkw/h			1	99	LKW	0	2	0	0	0	0	0	3	6	1	1
Summe Lastzug/h			1	99	LASTZUG	0	1	0	0	0	0	1	0	0	0	0
Summe Bus/h			1	99	BUS	0	1	0	7	3	8	10	9	2	0	3
Spitzenstunde nachmittags					1	2	3	4	5	6	7	8	9	10	11	12
Summe Kfz/h	1.111	16	17,75	1111	25	274	103	66	32	55	39	294	54	79	53	37
Summe Pkw/h			2	99	PKW	21	261	98	57	28	48	34	275	41	66	33
Summe Krad/h			2	99	KRAD	1	1	0	0	0	0	0	0	1	0	0
Summe Liefer/h			2	99	LIEFER	3	11	5	7	4	4	2	15	10	7	7
Summe Lkw/h			2	99	LKW	0	1	0	2	0	0	0	2	1	1	0
Summe Lastzug/h			2	99	LASTZUG	0	0	0	0	0	0	0	0	0	0	0
Summe Bus/h			2	99	BUS	0	0	0	0	0	3	3	2	2	4	2
DTV 24 Stunden					1	2	3	4	5	6	7	8	9	10	11	12
Morgens Kfz					7,50	188	1463	615	1080	758	938	570	1980	698	668	923
Morgens Lkw					6,00	0	30	12	48	24	72	60	108	42	60	36
Nachmittags Kfz					3,65	296	2825	1026	675	339	493	412	2964	533	715	420
Nachmittags Lkw					6,00	0	18	6	12	6	42	42	96	72	90	48
DTV Kfz					242	2144	820	878	548	715	491	2472	615	691	671	343
DTV Lkw					0	24	9	30	15	57	51	102	57	75	18	33

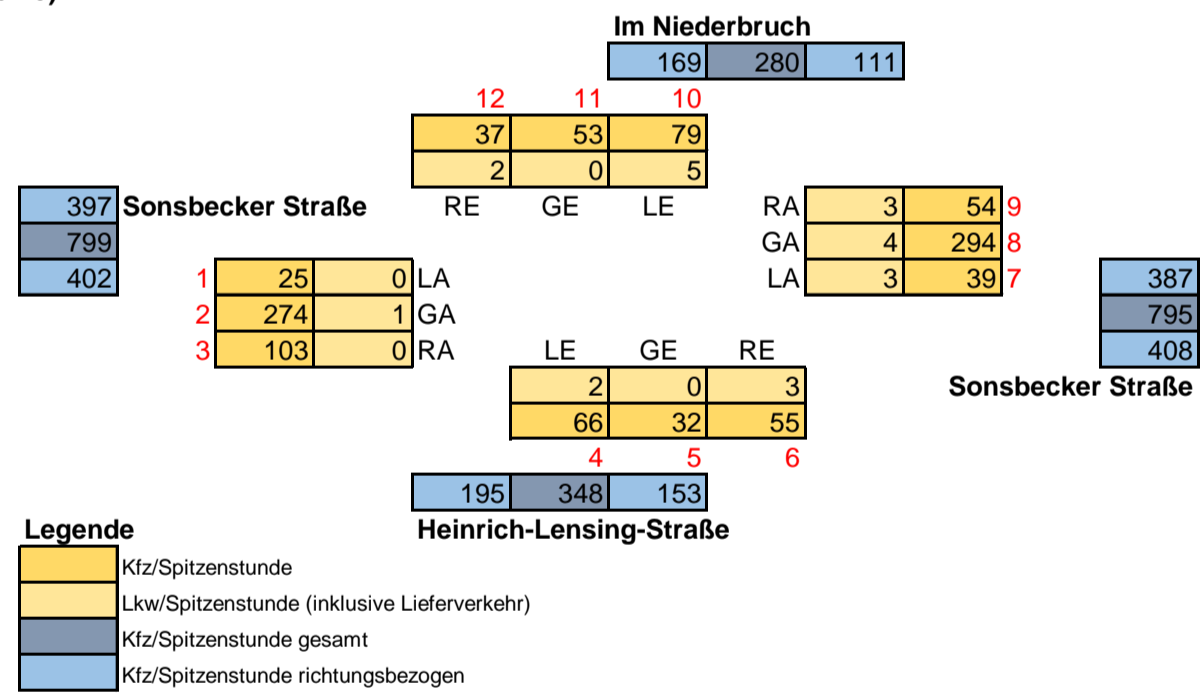
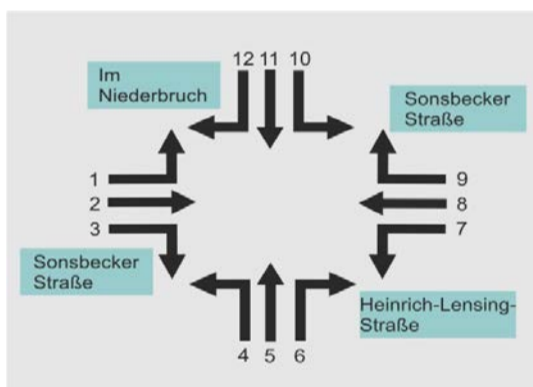
Graphische Darstellung der DTV-Werte:



Graphische Darstellung der Spitzenstundenwerte morgens (07:30 - 08:30)



Graphische Darstellung der Spitzenstundenwerte nachmittags (15:45 - 16:45)



Knotenpunkt 7

Poststraße/ Augustusring/ Veener Weg/ Augustusring

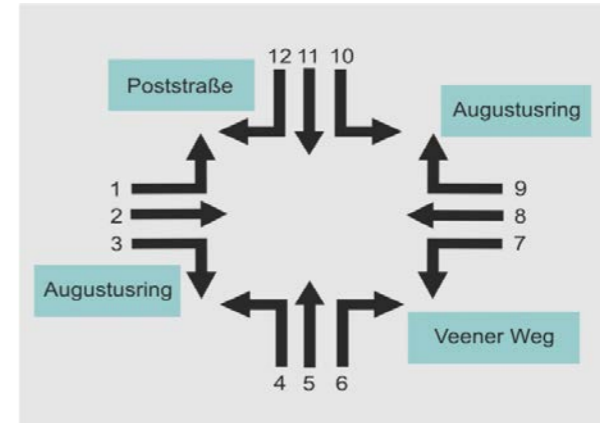
August 2020

5 Stundenzählung

07:00 - 09:00 Uhr

15:00 - 18:00 Uhr

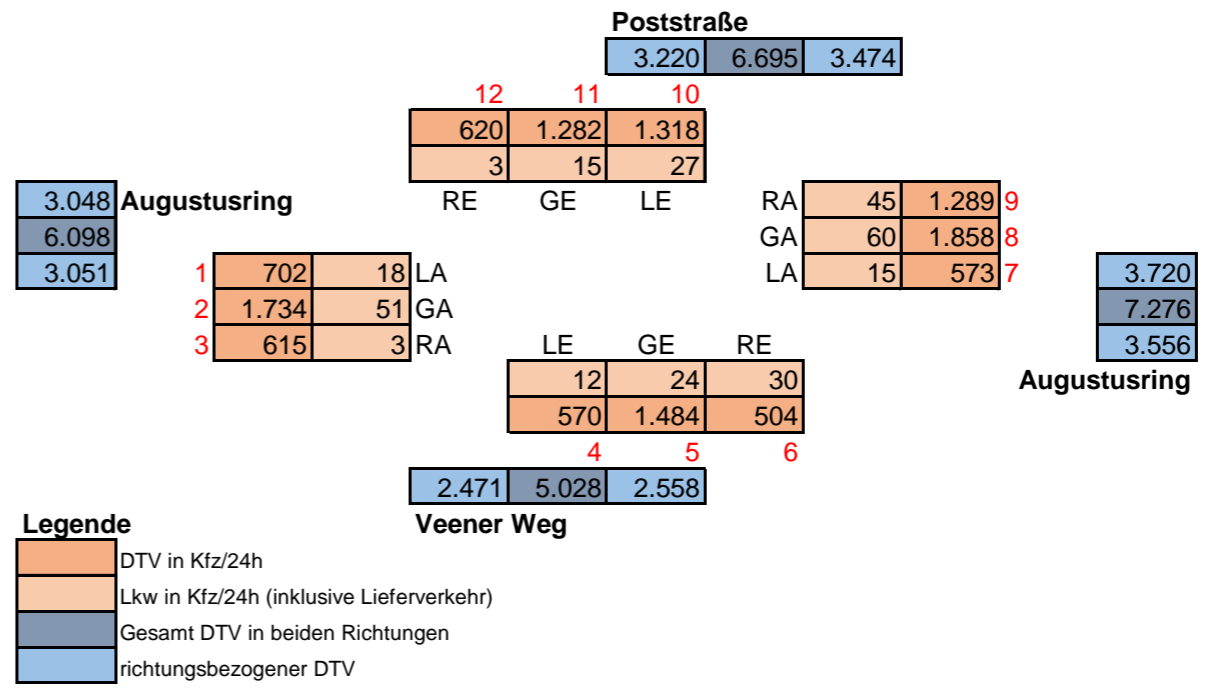
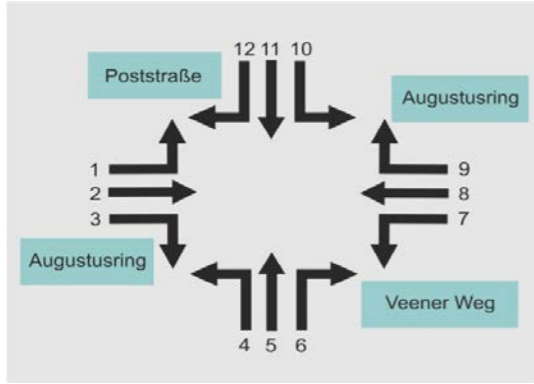
Datum der Zählung: Di. 25.08.2020



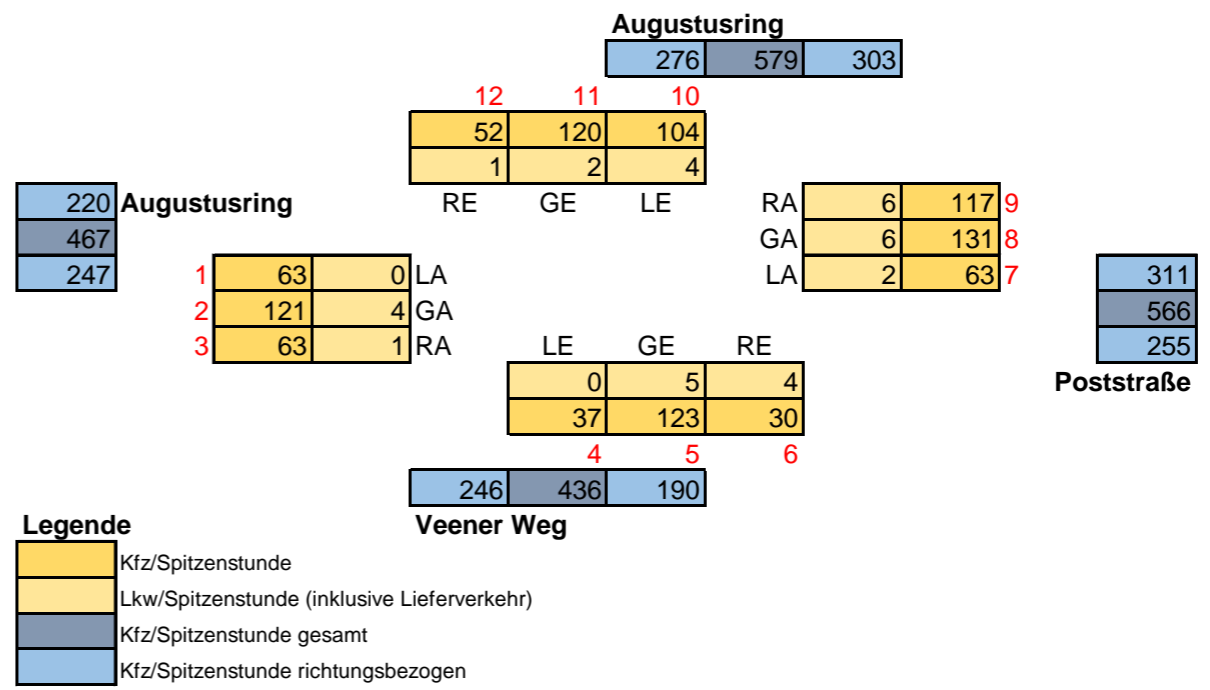
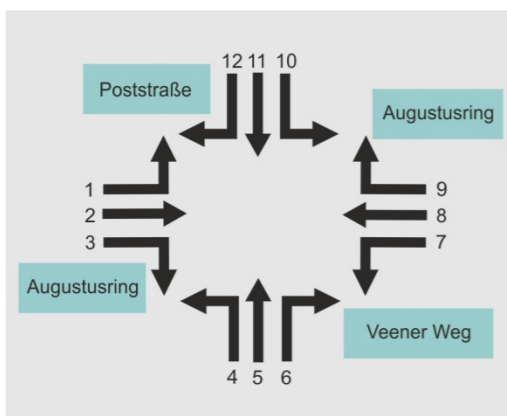
Intervall				Fz-Arten	Augustusring			Veener Weg			Augustusring			Poststraße		
					LA	GA	RA	LE	GE	RE	LA	GE	RA	LE	GE	RE
					1	2	3	4	5	6	7	8	9	10	11	12
7:00	7:15	7,00	1	PKW	5	36	12	3	10	4	11	23	16	18	16	8
		7,00	1	KRAD	0	0	0	0	0	0	0	0	0	0	0	0
		7,00	1	LIEFER	1	5	2	0	2	1	0	1	1	1	1	0
		7,00	1	LKW	0	1	0	0	0	0	0	0	1	0	0	0
		7,00	1	LASTZUG	0	0	0	0	0	0	0	0	0	0	0	0
Summe	182	7,00	1	BUS	0	1	0	0	0	0	0	0	0	1	1	0
7:15	7:30	7,25	1	99 PKW	5	16	11	7	15	9	15	26	21	11	26	7
		7,25	1	99 KRAD	0	0	0	0	1	0	0	0	0	0	1	0
		7,25	1	99 LIEFER	1	4	0	2	3	0	2	0	3	2	3	2
		7,25	1	99 LKW	0	2	0	0	0	0	0	1	0	0	0	0
		7,25	1	99 LASTZUG	0	0	0	0	0	0	0	0	0	0	0	0
Summe	199	7,25	1	99 BUS	0	0	0	0	1	1	0	0	0	0	1	0
7:30	7:45	7,50	1	99 PKW	19	25	18	12	34	7	17	35	42	23	27	16
		7,50	1	99 KRAD	0	0	0	0	1	0	0	2	0	0	0	0
		7,50	1	99 LIEFER	2	2	1	2	1	1	1	1	4	1	1	1
		7,50	1	99 LKW	0	1	0	0	0	1	0	1	1	2	0	0
		7,50	1	99 LASTZUG	0	0	0	0	0	0	1	1	1	0	0	0
Summe	309	7,50	1	99 BUS	0	0	0	0	2	1	1	0	0	0	0	0
7:45	8:00	7,75	1	99 PKW	23	42	19	10	43	2	14	24	28	32	31	18
		7,75	1	99 KRAD	2	0	0	0	1	1	0	0	0	0	0	0
		7,75	1	99 LIEFER	0	4	1	1	0	0	0	1	2	2	2	0
		7,75	1	99 LKW	0	0	0	0	1	1	0	0	1	1	0	1
		7,75	1	99 LASTZUG	0	1	0	0	0	0	0	0	0	0	0	0
Summe	310	7,75	1	99 BUS	0	0	0	0	0	0	0	1	0	0	0	0
8:00	8:15	8,00	1	99 PKW	9	22	10	2	18	3	11	33	10	28	24	6
		8,00	1	99 KRAD	0	0	1	0	0	0	0	0	0	1	0	0
		8,00	1	99 LIEFER	2	2	1	1	1	3	1	3	1	0	3	1
		8,00	1	99 LKW	0	0	0	0	1	0	0	0	0	1	0	0
		8,00	1	99 LASTZUG	0	0	0	0	0	0	0	1	1	0	0	0
Summe	206	8,00	1	99 BUS	0	0	1	0	0	0	0	1	2	0	1	0
8:15	8:30	8,25	1	PKW	14	20	3	7	22	6	6	25	11	11	12	9
		8,25	1	KRAD	0	0	0	0	1	0	0	0	0	1	0	0
		8,25	1	LIEFER	2	3	0	2	2	2	2	1	1	0	5	0
		8,25	1	LKW	0	1	0	0	0	0	0	1	0	0	0	0
		8,25	1	LASTZUG	0	2	0	0	0	0	0	1	0	0	0	0
Summe	173	8,25	1	BUS	0	0	0	0	0	0	0	0	0	0	0	0
8:30	8:45	8,50	1	PKW	15	24	9	2	11	4	5	17	15	12	20	4
		8,50	1	KRAD	0	0	0	1	0	0	0	0	0	0	0	0
		8,50	1	LIEFER	0	1	0	0	3	0	1	1	0	2	1	0
		8,50	1	LKW	1	1	0	0	0	0	0	0	1	0	0	0
		8,50	1	LASTZUG	0	2	0	0	0	0	0	0	0	1	0	0
Summe	154	8,50	1	BUS	0	0	0	0	0	0	0	0	0	0	0	0
8:45	9:00	8,75	1	PKW	14	22	18	10	22	6	6	31	21	16	18	12
		8,75	1	KRAD	0	0	0	0	0	0	0	1	0	0	0	0
		8,75	1	LIEFER	0	0	1	1	5	1	0	2	2	3	0	0
		8,75	1	LKW	1	0	0	0	0	1	0	2	0	0	0	0
		8,75	1	LASTZUG	1	1	0	0	0	0	0	0	0	0	0	0
Summe	220	8,75	1	BUS	0	0	0	0	1	1	0	0	0	0	0	0

2h-Zählung				1	2	3	4	5	6	7	8	9	10	11	12	
Summe Kfz/2h (7-9)			1753	117	241	108	63	202	56	94	237	186	170	194	85	
Summe Pkw/2h (7-9)	1			104	207	100	53	175	41	85	214	164	151	174	80	
Summe Krad/2h (7-9)	1			2	0	1	1	4	1	0	3	0	2	1	0	
Summe Liefer/2h (7-9)	1			8	21	6	9	17	8	7	10	14	11	16	4	
Summe Lkw/2h (7-9)	1			2	6	0	0	2	3	0	5	4	4	0	1	
Summe Lastzug/2h (7-9)	1			1	6	0	0	0	0	1	3	2	1	0	0	
Summe Bus/2h (7-9)	1			0	1	1	0	4	3	1	2	2	1	3	0	
3h-Zählung				1	2	3	4	5	6	7	8	9	10	11	12	
Summe Kfz/3h (15-18)			3274	144	455	115	183	398	161	121	531	324	373	304	165	
Summe Pkw/3h (15-18)	2			135	420	102	166	365	147	112	488	297	341	281	154	
Summe Krad/3h (15-18)	2			0	3	1	0	7	1	0	2	1	1	4	1	
Summe Liefer/3h (15-18)	2			6	28	12	13	24	9	6	31	19	28	17	10	
Summe Lkw/3h (15-18)	2			3	2	0	2	1	0	0	5	3	3	1	0	
Summe Lastzug/3h (15-18)	2			0	2	0	2	0	0	1	3	1	0	0	0	
Summe Bus/3h (15-18)	2			0	0	0	0	1	4	2	2	3	0	1	0	
Spitzenstunde morgens				1	2	3	4	5	6	7	8	9	10	11	12	
Summe Kfz/h	1.024	7,00	8,00	1024	63	121	63	37	123	30	63	131	117	104	120	52
Summe Pkw/h				99	56	105	58	31	110	21	57	118	101	94	108	47
Summe Krad/h				99	2	0	1	0	3	1	0	2	0	1	1	0
Summe Liefer/h				99	5	12	3	6	5	4	4	5	10	5	9	4
Summe Lkw/h				99	0	3	0	0	2	2	0	2	2	4	0	1
Summe Lastzug/h				99	0	1	0	0	0	0	1	2	2	0	0	0
Summe Bus/h				99	0	0	1	0	3	2	1	2	2	0	2	0
Spitzenstunde nachmittags				1	2	3	4	5	6	7	8	9	10	11	12	
Summe Kfz/h	1.196	16	17,75	1196	55	170	50	69	151	67	44	200	105	132	91	62
Summe Pkw/h				99	54	160	45	61	139	59	40	180	93	121	79	56
Summe Krad/h				99	0	0	0	0	2	0	0	1	1	1	1	0
Summe Liefer/h				99	1	8	5	5	8	7	3	13	8	7	11	6
Summe Lkw/h				99	0	1	0	1	1	0	0	4	2	3	0	0
Summe Lastzug/h				99	0	1	0	2	0	0	0	2	0	0	0	0
Summe Bus/h				99	0	0	0	0	1	1	1	0	1	0	0	0
DTV 24 Stunden				1	2	3	4	5	6	7	8	9	10	11	12	
Morgens Kfz				7,50	878	1808	810	473	1515	420	705	1778	1395	1275	1455	638
Morgens Lkw				6,00	18	78	6	0	36	36	12	60	48	36	18	6
Nachmittags Kfz				3,65	526	1661	420	668	1453	588	442	1938	1183	1361	1110	602
Nachmittags Lkw				6,00	18	24	0	24	12	24	18	60	42	18	12	0
DTV Kfz				702	1734	615	570	1484	504	573	1858	1289	1318	1282	620	
DTV Lkw				18	51	3	12	24	30	15	60	45	27	15	3	

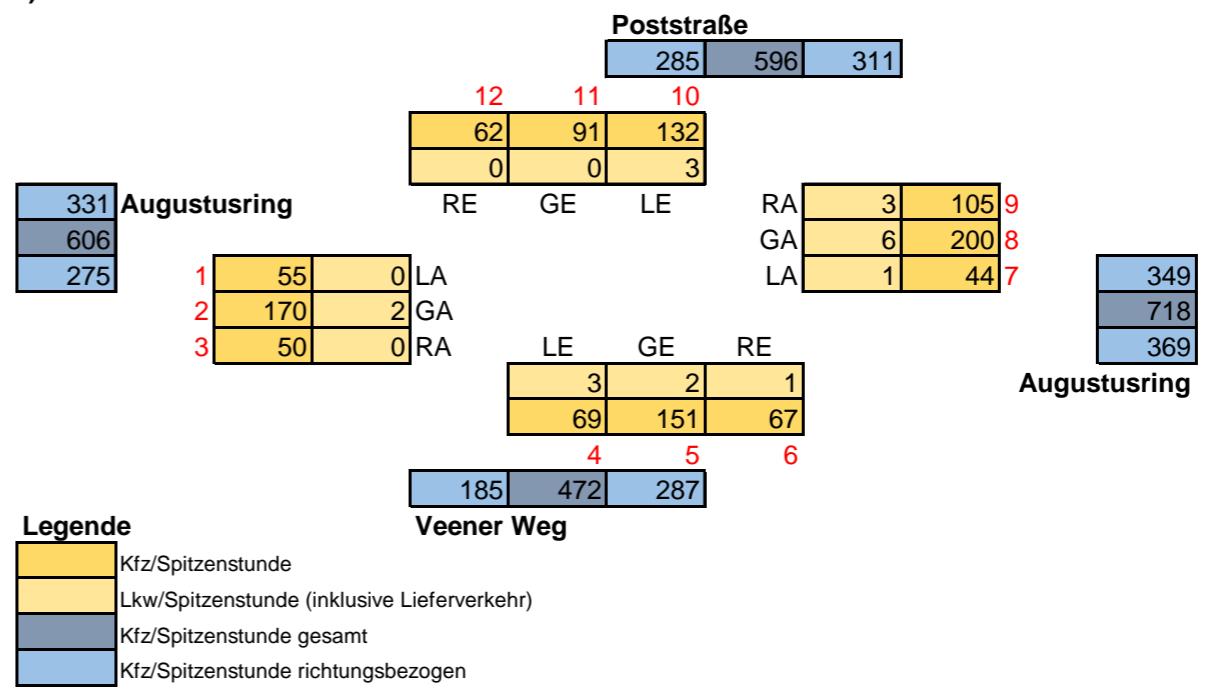
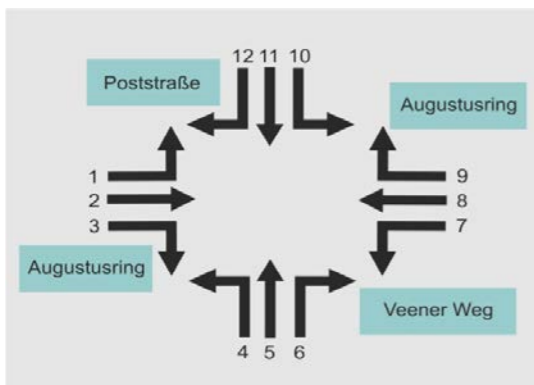
Graphische Darstellung der DTV-Werte:



Graphische Darstellung der Spitzenstundenwerte morgens (07:15 - 08:15)



Graphische Darstellung der Spitzenstundenwerte nachmittags (15:45 - 16:45)



Knotenpunkt 8

Heinrich-Lensing-Straße/ Augustusring/ Augustusring

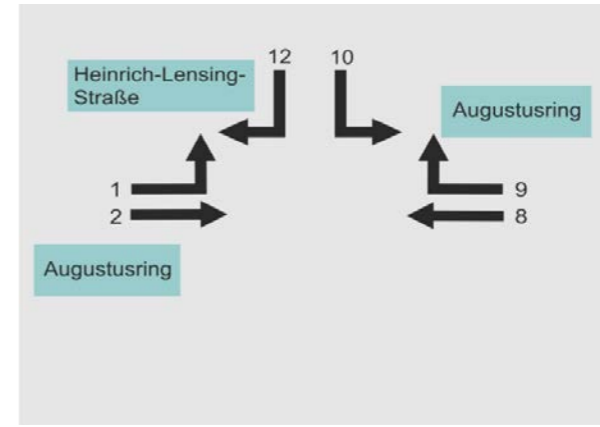
August 2020

5 Stundenzählung

07:00 - 09:00 Uhr

15:00 - 18:00 Uhr

Datum der Zählung: Di. 25.08.2020

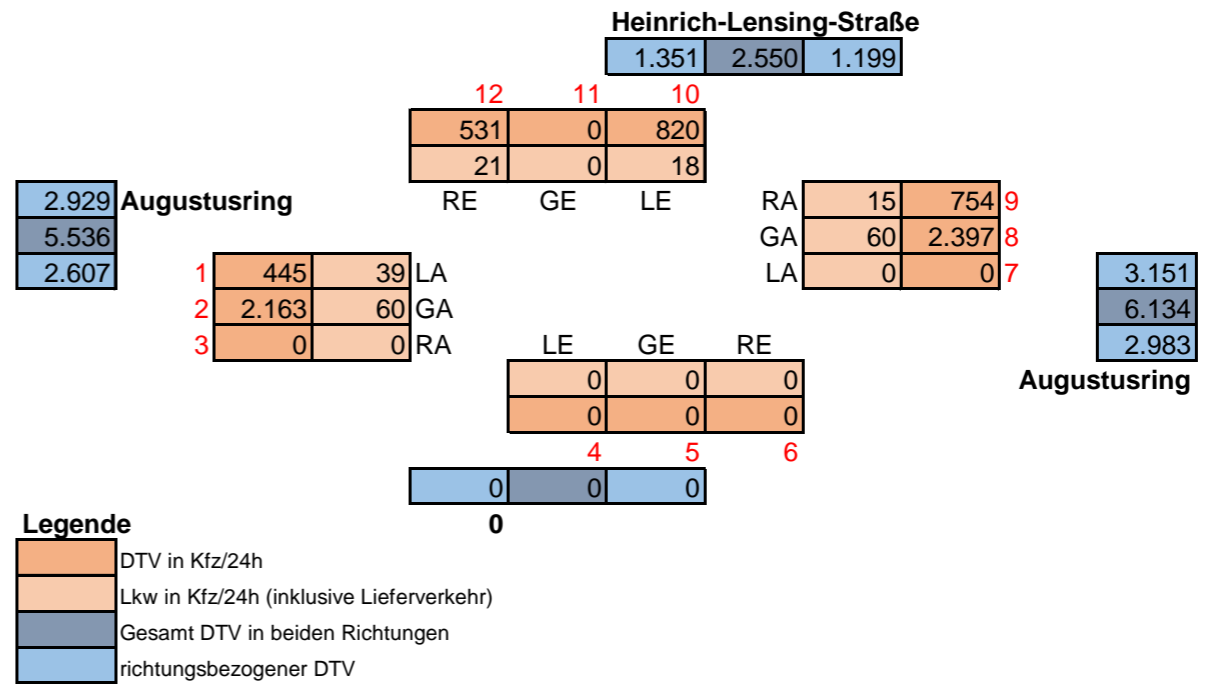
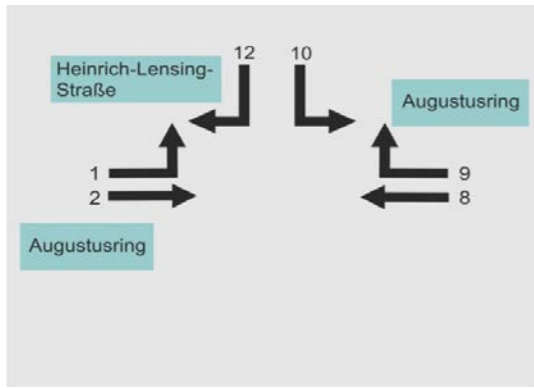


Intervall					Fz-Arten	Augustusring						Augustusring			Heinrich-Lensing-Straße		
						LA	GA	RA	LE	GE	RE	LA	GE	RA	LE	GE	RE
						1	2	3	4	5	6	7	8	9	10	11	12
7:00	7:15	7,00	1	99	PKW	5	26	0	0	0	0	0	27	9	21	0	7
		7,00	1	99	KRAD	1	0	0	0	0	0	0	0	0	0	0	0
		7,00	1	99	LIEFER	0	2	0	0	0	0	0	1	0	3	0	2
		7,00	1	99	LKW	0	2	0	0	0	0	0	0	0	1	0	0
		7,00	1	99	LASTZUG	0	0	0	0	0	0	0	0	0	0	0	0
Summe	109	7,00	1	99	BUS	1	0	0	0	0	0	0	0	1	0	0	0
7:15	7:30	7,25	1	99	PKW	5	24	0	0	0	0	0	34	8	10	0	18
		7,25	1	99	KRAD	0	0	0	0	0	0	0	0	0	0	0	0
		7,25	1	99	LIEFER	0	3	0	0	0	0	0	4	0	1	0	1
		7,25	1	99	LKW	0	2	0	0	0	0	0	1	0	1	0	0
		7,25	1	99	LASTZUG	0	0	0	0	0	0	0	0	0	0	0	0
Summe	115	7,25	1	99	BUS	3	0	0	0	0	0	0	0	0	0	0	0
7:30	7:45	7,50	1	99	PKW	15	40	0	0	0	0	0	47	15	15	0	13
		7,50	1	99	KRAD	0	0	0	0	0	0	0	2	0	0	0	0
		7,50	1	99	LIEFER	0	5	0	0	0	0	0	5	2	1	0	0
		7,50	1	99	LKW	0	2	0	0	0	0	0	1	0	0	0	0
		7,50	1	99	LASTZUG	0	0	0	0	0	0	0	1	0	0	0	0
Summe	166	7,50	1	99	BUS	2	0	0	0	0	0	0	0	0	0	0	0
7:45	8:00	7,75	1	99	PKW	15	58	0	0	0	0	0	49	19	20	0	12
		7,75	1	99	KRAD	0	1	0	0	0	0	0	0	0	0	0	0
		7,75	1	99	LIEFER	1	2	0	0	0	0	0	2	1	4	0	2
		7,75	1	99	LKW	0	1	0	0	0	0	0	1	0	0	0	0
		7,75	1	99	LASTZUG	0	1	0	0	0	0	0	0	0	0	0	0
Summe	191	7,75	1	99	BUS	0	0	0	0	0	0	0	0	1	0	0	1
8:00	8:15	8,00	1		PKW	4	24	0	0	0	0	0	33	9	11	0	8
		8,00	1		KRAD	0	0	0	0	0	0	0	0	0	1	0	0
		8,00	1		LIEFER	0	6	0	0	0	0	0	2	2	0	0	1
		8,00	1		LKW	0	0	0	0	0	0	0	0	0	0	0	0
		8,00	1		LASTZUG	0	0	0	0	0	0	0	1	0	0	0	0
Summe	104	8,00	1		BUS	1	0	0	0	0	0	0	0	0	1	0	0
8:15	8:30	8,25	1		PKW	3	24	0	0	0	0	0	31	14	15	0	9
		8,25	1		KRAD	0	0	0	0	0	0	0	0	0	0	0	0
		8,25	1		LIEFER	0	5	0	0	0	0	0	4	0	1	0	0
		8,25	1		LKW	0	2	0	0	0	0	0	0	0	0	0	0
		8,25	1		LASTZUG	0	3	0	0	0	0	0	2	0	0	0	0
Summe	116	8,25	1		BUS	1	0	0	0	0	0	0	0	1	0	0	1
8:30	8:45	8,50	1		PKW	3	28	0	0	0	0	0	21	2	15	0	8
		8,50	1		KRAD	0	0	0	0	0	0	0	1	0	0	0	0
		8,50	1		LIEFER	0	2	0	0	0	0	0	0	2	0	0	0
		8,50	1		LKW	0	1	0	0	0	0	0	0	0	0	0	0
		8,50	1		LASTZUG	0	1	0	0	0	0	0	0	0	0	0	0
Summe	84	8,50	1		BUS	0	0	0	0	0	0	0	0	0	0	0	0
8:45	9:00	8,75	1		PKW	6	43	0	0	0	0	0	47	8	12	0	10
		8,75	1		KRAD	0	0	0	0	0	0	0	1	0	0	0	0
		8,75	1		LIEFER	0	0	0	0	0	0	0	1	2	1	0	0
		8,75	1		LKW	0	1	0	0	0	0	0	2	0	0	0	0
		8,75	1		LASTZUG	0	2	0	0	0	0	0	0	0	0	0	0
Summe	137	8,75	1		BUS	1	0	0	0	0	0	0	0	0	0	0	0

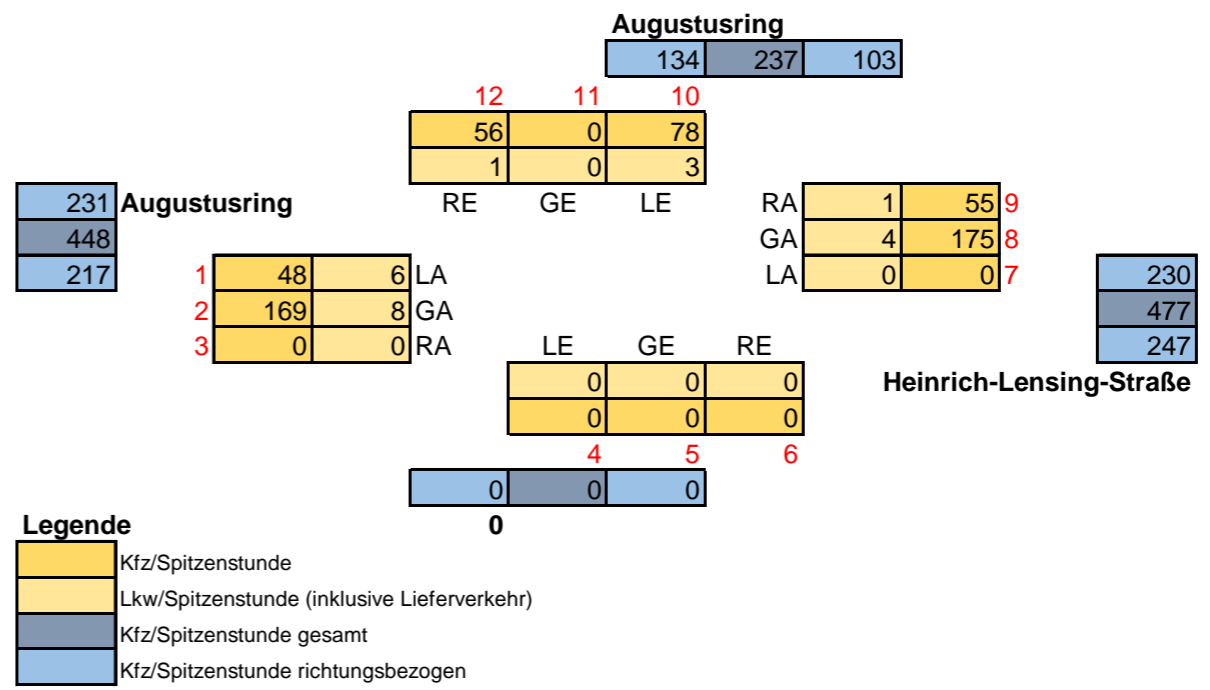
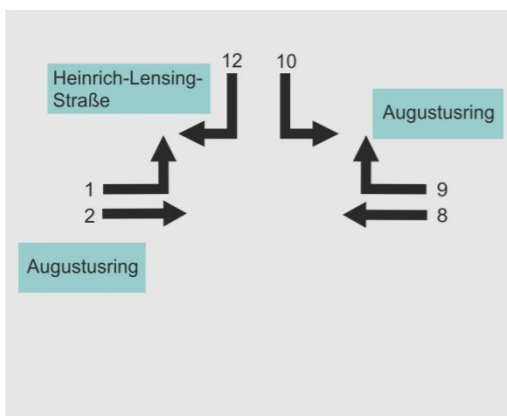
15:00	15:15	15,00	2	PKW	8	42	0	0	0	0	0	45	13	13	0	6
		15,00	2	KRAD	0	0	0	0	0	0	0	0	0	1	0	0
		15,00	2	LIEFER	0	5	0	0	0	0	0	3	0	4	0	1
		15,00	2	LKW	0	0	0	0	0	0	0	0	0	0	0	0
		15,00	2	LASTZUG	0	1	0	0	0	0	0	0	0	0	0	0
Summe	142	15,00	2	BUS	0	0	0	0	0	0	0	0	0	0	0	0
15:15	15:30	15,25	2	PKW	5	26	0	0	0	0	0	39	16	9	0	6
		15,25	2	KRAD	0	0	0	0	0	0	0	0	0	0	0	0
		15,25	2	LIEFER	1	3	0	0	0	0	0	3	4	0	0	3
		15,25	2	LKW	0	0	0	0	0	0	0	0	0	0	0	0
		15,25	2	LASTZUG	0	0	0	0	0	0	0	1	0	0	0	0
Summe	118	15,25	2	BUS	0	0	0	0	0	0	0	0	0	0	0	2
15:30	15:45	15,50	2	PKW	5	27	0	0	0	0	0	54	13	10	0	4
		15,50	2	KRAD	0	2	0	0	0	0	0	0	0	1	0	0
		15,50	2	LIEFER	1	4	0	0	0	0	0	7	1	1	0	0
		15,50	2	LKW	0	0	0	0	0	0	0	0	0	1	0	0
		15,50	2	LASTZUG	0	0	0	0	0	0	0	0	0	0	0	0
Summe	131	15,50	2	BUS	0	0	0	0	0	0	0	0	0	0	0	0
15:45	16:00	15,75	2	PKW	5	43	0	0	0	0	0	57	17	17	0	7
		15,75	2	KRAD	0	0	0	0	0	0	0	0	0	0	0	0
		15,75	2	LIEFER	0	1	0	0	0	0	0	7	6	1	0	1
		15,75	2	LKW	0	0	0	0	0	0	0	1	0	0	0	0
		15,75	2	LASTZUG	0	0	0	0	0	0	0	0	0	0	0	0
Summe	163	15,75	2	BUS	0	0	0	0	0	0	0	0	0	0	0	0
16:00	16:15	16,00	2	99 PKW	12	45	0	0	0	0	0	55	13	11	0	10
		16,00	2	99 KRAD	0	0	0	0	0	0	0	1	0	0	0	0
		16,00	2	99 LIEFER	0	1	0	0	0	0	0	3	2	2	0	0
		16,00	2	99 LKW	0	0	0	0	0	0	0	2	2	0	0	0
		16,00	2	99 LASTZUG	0	0	0	0	0	0	0	0	0	0	0	0
Summe	161	16,00	2	99 BUS	1	0	0	0	0	0	0	0	0	0	0	1
16:15	16:30	16,25	2	99 PKW	6	41	0	0	0	0	0	64	25	14	0	10
		16,25	2	99 KRAD	0	0	0	0	0	0	0	1	0	0	0	0
		16,25	2	99 LIEFER	1	4	0	0	0	0	0	6	1	3	0	1
		16,25	2	99 LKW	0	0	0	0	0	0	0	0	0	0	0	0
		16,25	2	99 LASTZUG	0	1	0	0	0	0	0	3	0	0	0	0
Summe	183	16,25	2	99 BUS	1	0	0	0	0	0	0	0	0	0	0	1
16:30	16:45	16,50	2	99 PKW	6	58	0	0	0	0	0	48	17	16	0	8
		16,50	2	99 KRAD	0	0	0	0	0	0	0	0	0	0	0	0
		16,50	2	99 LIEFER	0	2	0	0	0	0	0	3	1	1	0	0
		16,50	2	99 LKW	0	0	0	0	0	0	0	1	0	0	0	0
		16,50	2	99 LASTZUG	0	0	0	0	0	0	0	1	0	0	0	0
Summe	162	16,50	2	99 BUS	0	0	0	0	0	0	0	0	0	0	0	0
16:45	17:00	16,75	2	99 PKW	14	56	0	0	0	0	0	50	12	11	0	4
		16,75	2	99 KRAD	0	1	0	0	0	0	0	0	0	0	0	0
		16,75	2	99 LIEFER	1	5	0	0	0	0	0	2	3	3	0	1
		16,75	2	99 LKW	0	0	0	0	0	0	0	1	0	0	0	0
		16,75	2	99 LASTZUG	0	0	0	0	0	0	0	0	0	0	0	0
Summe	167	16,75	2	99 BUS	1	0	0	0	0	0	0	1	1	0	0	0
17:00	17:15	17,00	2	PKW	8	44	0	0	0	0	0	45	19	11	0	5
		17,00	2	KRAD	0	1	0	0	0	0	0	0	1	0	0	1
		17,00	2	LIEFER	1	4	0	0	0	0	0	2	2	1	0	1
		17,00	2	LKW	0	0	0	0	0	0	0	0	0	0	0	0
		17,00	2	LASTZUG	0	0	0	0	0	0	0	0	0	0	0	0
Summe	146	17,00	2	BUS	0	0	0	0	0	0	0	0	0	0	0	0
17:15	17:30	17,25	2	PKW	9	43	0	0	0	0	0	46	17	7	0	8
		17,25	2	KRAD	0	0	0	0	0	0	0	0	0	0	0	0
		17,25	2	LIEFER	0	1	0	0	0	0	0	1	2	1	0	0
		17,25	2	LKW	0	0	0	0	0	0	0	0	0	1	0	0
		17,25	2	LASTZUG	0	0	0	0	0	0	0	0	0	0	0	0
Summe	137	17,25	2	BUS	0	0	0	0	0	0	0	0	0	0	0	1
17:30	17:45	17,50	2	PKW	6	42	0	0	0	0	0	55	11	14	0	6
		17,50	2	KRAD	0	0	0	0	0	0	0	0	0	0	0	0
		17,50	2	LIEFER	1	1	0	0	0	0	0	0	1	0	0	1
		17,50	2	LKW	0	0	0	0	0	0	0	0	0	0	0	0
		17,50	2	LASTZUG	0	0	0	0	0	0	0	0	0	0	0	0
Summe	138	17,50	2	BUS	0	0	0	0	0	0	0	0	0	0	0	0
17:45	18:00	17,75	2	PKW	11	40	0	0	0	0	0	44	17	17	0	9
		17,75	2	KRAD	0	0	0	0	0	0	0	0	0	0	0	0
		17,75	2	LIEFER	1	2	0	0	0	0	0	2	1	1	0	2
		17,75	2	LKW	0	0	0	0	0	0	0	0	0	0	0	0
		17,75	2	LASTZUG	0	0	0	0	0	0	0	0	0	0	0	0
Summe	148	17,75	2	BUS	1	0	0	0	0	0	0	0	0	0	0	0

2h-Zählung					1	2	3	4	5	6	7	8	9	10	11	12
Summe Kfz/2h (7-9)				1022	67	311	0	0	0	0	0	321	95	135	0	93
Summe Pkw/2h (7-9)		1		PKW	56	267	0	0	0	0	0	289	84	119	0	85
Summe Krad/2h (7-9)		1		KRAD	1	1	0	0	0	0	0	4	0	1	0	0
Summe Liefer/2h (7-9)		1		LIEFER	1	25	0	0	0	0	0	19	9	11	0	6
Summe Lkw/2h (7-9)		1		LKW	0	11	0	0	0	0	0	5	0	2	0	0
Summe Lastzug/2h (7-9)		1		LASTZUG	0	7	0	0	0	0	0	4	0	0	0	0
Summe Bus/2h (7-9)		1		BUS	9	0	0	0	0	0	0	0	2	2	0	2
3h-Zählung					1	2	3	4	5	6	7	8	9	10	11	12
Summe Kfz/3h (15-18)				1796	106	546	0	0	0	0	0	654	218	172	0	100
Summe Pkw/3h (15-18)		2		PKW	95	507	0	0	0	0	0	602	190	150	0	83
Summe Krad/3h (15-18)		2		KRAD	0	4	0	0	0	0	0	2	1	2	0	1
Summe Liefer/3h (15-18)		2		LIEFER	7	33	0	0	0	0	0	39	24	18	0	11
Summe Lkw/3h (15-18)		2		LKW	0	0	0	0	0	0	0	5	2	2	0	0
Summe Lastzug/3h (15-18)		2		LASTZUG	0	2	0	0	0	0	0	5	0	0	0	0
Summe Bus/3h (15-18)		2		BUS	4	0	0	0	0	0	0	1	1	0	0	5
Spitzenstunde morgens					1	2	3	4	5	6	7	8	9	10	11	12
Summe Kfz/h	581	7,00	8,00	581	48	169	0	0	0	0	0	175	55	78	0	56
Summe Pkw/h		1		99	40	148	0	0	0	0	0	157	51	66	0	50
Summe Krad/h		1		99	1	1	0	0	0	0	0	2	0	0	0	0
Summe Liefer/h		1		99	1	12	0	0	0	0	0	12	3	9	0	5
Summe Lkw/h		1		99	0	7	0	0	0	0	0	3	0	2	0	0
Summe Lastzug/h		1		99	0	1	0	0	0	0	0	1	0	0	0	0
Summe Bus/h		1		99	6	0	0	0	0	0	0	0	1	1	0	1
Spitzenstunde nachmittags					1	2	3	4	5	6	7	8	9	10	11	12
Summe Kfz/h	673	16	17,75	673	43	214	0	0	0	0	0	242	77	61	0	36
Summe Pkw/h		2		99	38	200	0	0	0	0	0	217	67	52	0	32
Summe Krad/h		2		99	0	1	0	0	0	0	0	2	0	0	0	0
Summe Liefer/h		2		99	2	12	0	0	0	0	0	14	7	9	0	2
Summe Lkw/h		2		99	0	0	0	0	0	0	0	4	2	0	0	0
Summe Lastzug/h		2		99	0	1	0	0	0	0	0	4	0	0	0	0
Summe Bus/h		2		99	3	0	0	0	0	0	0	1	1	0	0	2
DTV 24 Stunden					1	2	3	4	5	6	7	8	9	10	11	12
Morgens Kfz				7,50	503	2333	0	0	0	0	0	2408	713	1013	0	698
Morgens Lkw				6,00	54	108	0	0	0	0	0	54	12	24	0	12
Nachmittags Kfz				3,65	387	1993	0	0	0	0	0	2387	796	628	0	365
Nachmittags Lkw				6,00	24	12	0	0	0	0	0	66	18	12	0	30
DTV Kfz				445	2163	0	0	0	0	0	0	2397	754	820	0	531
DTV Lkw				39	60	0	0	0	0	0	0	60	15	18	0	21

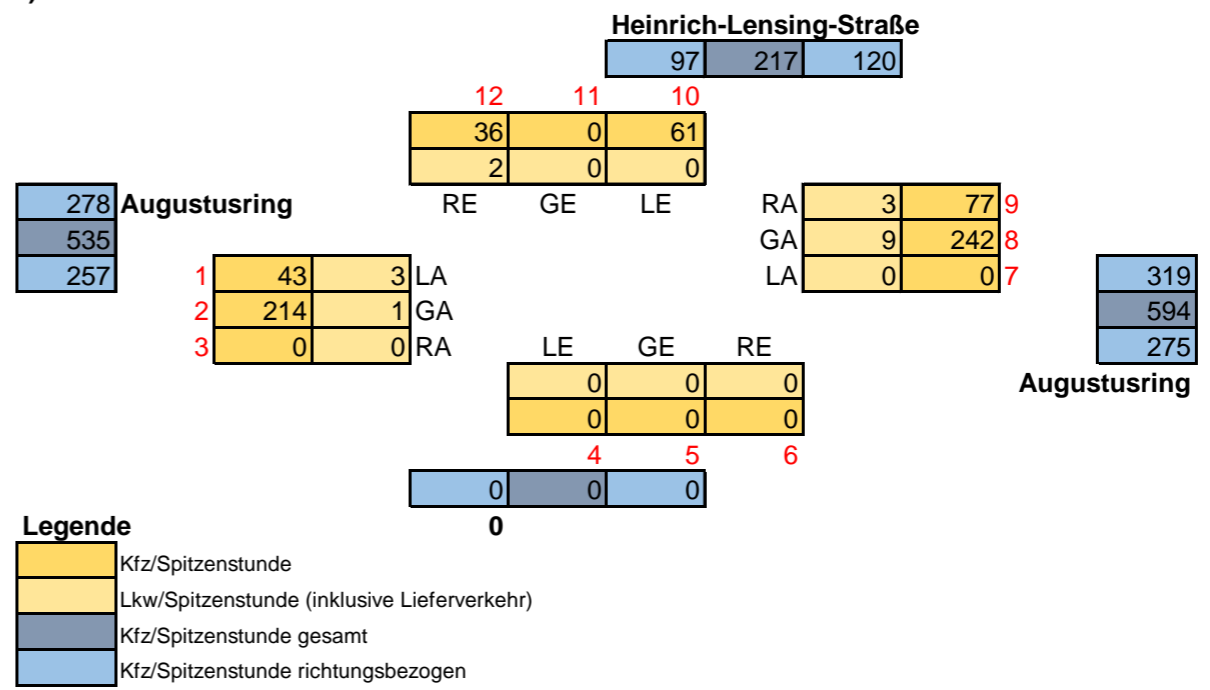
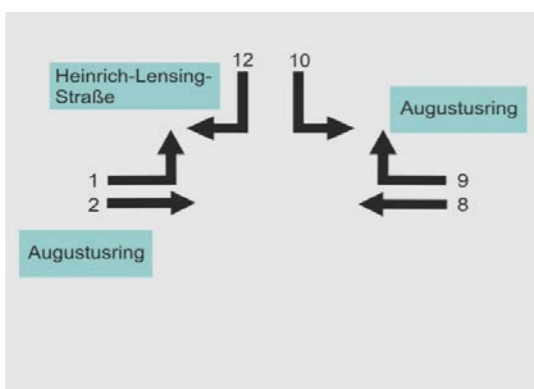
Graphische Darstellung der DTV-Werte:



Graphische Darstellung der Spitzenstundenwerte morgens (07:00 - 08:00)



Graphische Darstellung der Spitzenstundenwerte nachmittags (16:00 - 17:00)



Knotenpunkt 9

Poststraße/ Holzweg/ Poststraße/ Holzweg

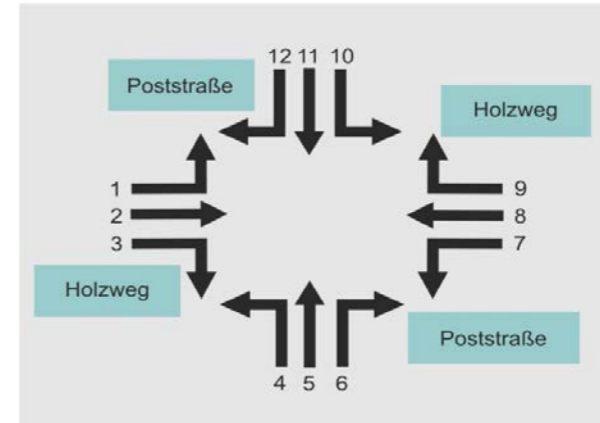
August 2020

5 Stundenzählung

07:00 - 09:00 Uhr

15:00 - 18:00 Uhr

Datum der Zählung: Di. 25.08.2020

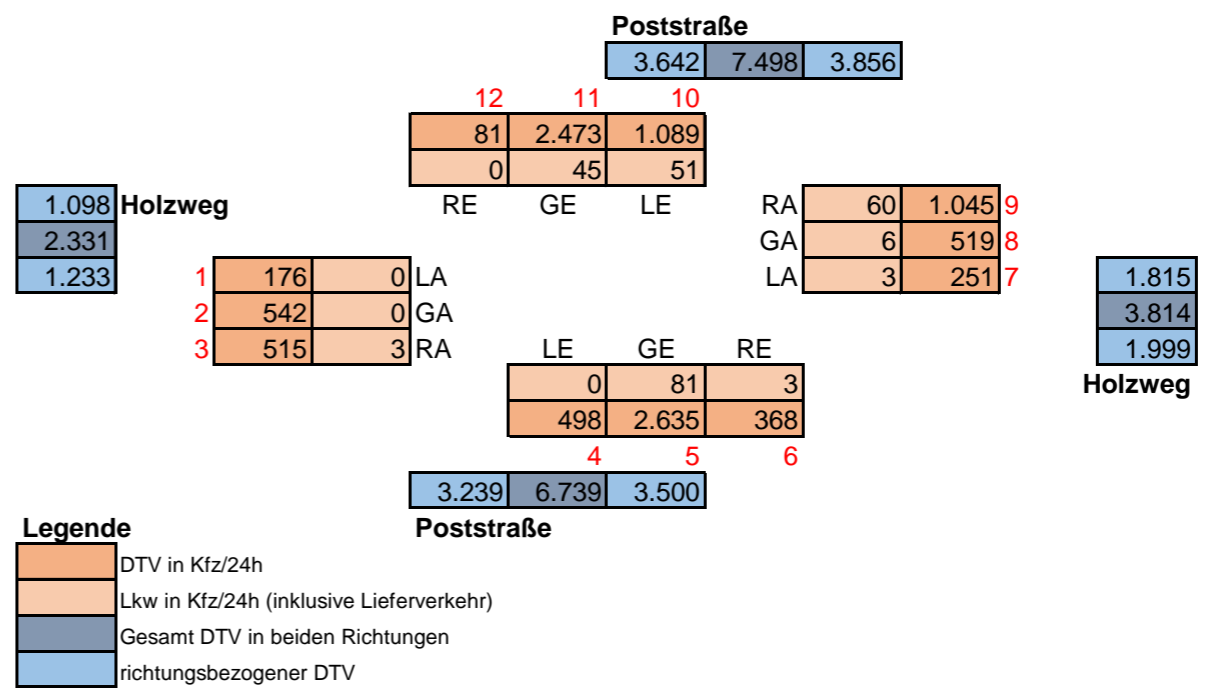
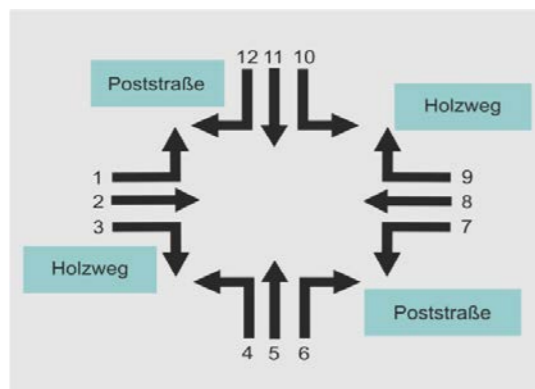


Intervall				Fz-Arten	Holzweg			Poststraße			Holzweg			Poststraße		
					LA	GA	RA	LE	GE	RE	LA	GE	RA	LE	GE	RE
					1	2	3	4	5	6	7	8	9	10	11	12
7:00	7:15	7,00	1	PKW	0	5	14	3	23	5	4	1	6	2	25	0
		7,00	1	KRAD	0	0	0	0	0	0	0	0	0	0	0	0
		7,00	1	LIEFER	0	0	0	0	3	1	2	1	1	0	2	0
		7,00	1	LKW	0	0	0	0	1	0	0	0	0	0	0	0
		7,00	1	LASTZUG	0	0	0	0	0	0	0	0	0	0	0	0
Summe	102	7,00	1	BUS	0	0	0	0	0	0	0	0	1	2	0	
7:15	7:30	7,25	1	PKW	3	4	12	6	32	4	4	7	5	8	25	0
		7,25	1	KRAD	0	0	0	0	1	0	0	0	0	0	1	0
		7,25	1	LIEFER	0	1	0	1	4	0	1	0	3	2	6	0
		7,25	1	LKW	0	0	0	0	0	0	0	0	0	0	0	0
		7,25	1	LASTZUG	0	0	0	0	0	0	0	0	0	0	0	0
Summe	134	7,25	1	BUS	0	0	0	0	1	0	0	0	2	0	1	0
7:30	7:45	7,50	1	99 PKW	5	9	9	27	66	2	3	14	20	19	49	1
		7,50	1	99 KRAD	0	0	0	0	0	0	0	0	2	0	0	0
		7,50	1	99 LIEFER	1	0	1	0	9	0	0	1	2	4	5	0
		7,50	1	99 LKW	0	0	1	0	1	0	0	0	0	0	1	0
		7,50	1	99 LASTZUG	0	0	0	0	1	0	0	0	0	0	0	0
Summe	257	7,50	1	99 BUS	0	0	0	0	2	0	0	0	2	0	0	0
7:45	8:00	7,75	1	99 PKW	3	20	23	11	78	4	5	18	18	14	57	0
		7,75	1	99 KRAD	0	0	0	0	4	0	0	1	1	0	0	0
		7,75	1	99 LIEFER	0	1	1	1	3	0	0	1	2	0	10	0
		7,75	1	99 LKW	0	0	0	0	1	0	0	0	0	1	1	0
		7,75	1	99 LASTZUG	0	0	0	0	0	0	0	0	0	1	0	0
Summe	280	7,75	1	99 BUS	0	0	0	0	0	0	0	0	0	0	0	0
8:00	8:15	8,00	1	99 PKW	2	7	13	6	27	6	0	6	11	14	32	1
		8,00	1	99 KRAD	0	0	0	0	0	0	0	0	0	0	1	0
		8,00	1	99 LIEFER	1	0	0	0	2	0	0	0	1	2	6	0
		8,00	1	99 LKW	0	0	0	0	1	0	0	0	0	0	1	0
		8,00	1	99 LASTZUG	0	0	0	0	1	0	0	0	0	0	0	0
Summe	146	8,00	1	99 BUS	0	0	0	0	2	0	0	0	1	1	1	0
8:15	8:30	8,25	1	99 PKW	3	7	7	4	37	8	3	4	13	10	25	0
		8,25	1	99 KRAD	0	0	0	0	1	0	0	0	0	1	1	0
		8,25	1	99 LIEFER	0	1	0	0	3	2	2	1	2	2	4	0
		8,25	1	99 LKW	0	0	0	0	0	0	0	1	0	2	0	0
		8,25	1	99 LASTZUG	0	0	0	0	0	0	0	0	0	0	0	0
Summe	145	8,25	1	99 BUS	0	0	0	0	0	0	0	0	1	0	0	0
8:30	8:45	8,50	1	PKW	2	9	3	3	36	4	1	6	13	17	32	0
		8,50	1	KRAD	0	0	0	0	0	0	0	0	0	0	0	0
		8,50	1	LIEFER	0	0	0	1	2	0	0	0	1	2	3	0
		8,50	1	LKW	0	0	0	0	1	0	0	0	0	1	0	0
		8,50	1	LASTZUG	0	0	0	0	0	0	1	0	0	0	0	0
Summe	139	8,50	1	BUS	0	0	0	0	0	0	0	0	0	1	0	0
8:45	9:00	8,75	1	PKW	6	9	8	5	45	9	3	3	9	13	33	2
		8,75	1	KRAD	1	0	0	0	0	0	0	0	0	0	0	0
		8,75	1	LIEFER	1	1	0	0	6	1	0	0	2	2	5	0
		8,75	1	LKW	0	0	0	0	2	0	0	0	0	0	0	0
		8,75	1	LASTZUG	0	0	0	0	1	0	0	0	0	0	0	0
Summe	170	8,75	1	BUS	0	0	0	0	1	0	0	0	2	0	0	0

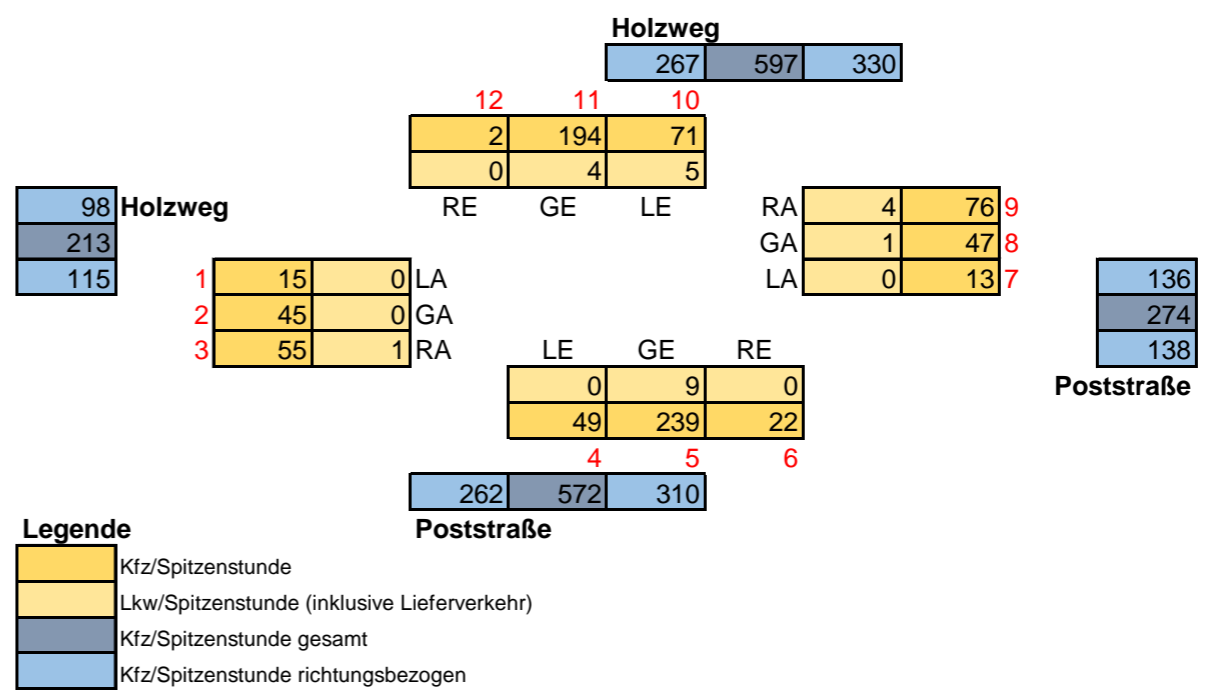
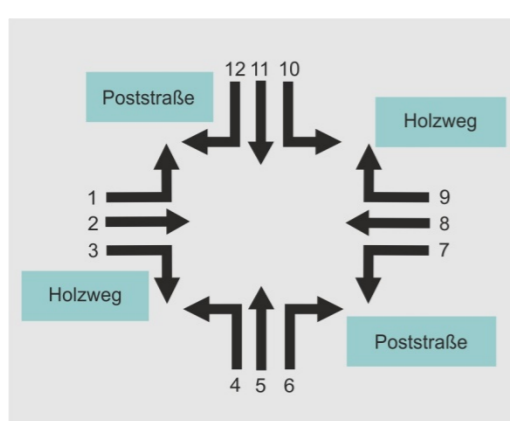
15:00	15:15	15,00	2	PKW	4	8	4	14	47	9	6	10	20	25	62	2
		15,00	2	KRAD	0	0	0	0	0	0	0	0	0	1	3	0
		15,00	2	LIEFER	0	2	1	1	2	1	0	1	1	2	6	0
		15,00	2	LKW	0	0	0	0	3	0	0	0	1	0	2	0
		15,00	2	LASTZUG	0	0	0	0	1	0	0	0	0	0	0	0
Summe	243	15,00	2	BUS	0	0	0	0	1	0	0	0	1	2	0	0
15:15	15:30	15,25	2	PKW	3	9	6	6	43	4	8	9	23	18	35	0
		15,25	2	KRAD	0	0	0	0	1	0	0	0	1	0	0	0
		15,25	2	LIEFER	0	2	2	2	4	1	0	0	2	1	6	0
		15,25	2	LKW	0	0	0	0	0	0	0	0	2	0	0	0
		15,25	2	LASTZUG	0	0	0	0	0	0	0	0	0	0	0	0
Summe	190	15,25	2	BUS	0	0	0	0	1	0	0	0	0	0	1	0
15:30	15:45	15,50	2	PKW	2	9	6	11	40	8	4	8	16	18	64	1
		15,50	2	KRAD	0	0	0	0	0	0	0	0	0	0	0	0
		15,50	2	LIEFER	1	1	1	1	5	1	0	0	1	3	3	0
		15,50	2	LKW	0	0	0	0	0	1	0	1	0	0	0	0
		15,50	2	LASTZUG	0	0	0	0	0	0	0	0	0	0	0	0
Summe	207	15,50	2	BUS	0	0	0	0	0	0	0	0	1	0	0	0
15:45	16:00	15,75	2	PKW	1	7	6	11	49	8	6	9	21	29	40	2
		15,75	2	KRAD	0	0	0	0	0	0	0	0	0	1	0	0
		15,75	2	LIEFER	0	1	0	0	2	0	2	1	1	0	7	0
		15,75	2	LKW	0	0	0	0	1	0	0	0	0	1	3	0
		15,75	2	LASTZUG	0	0	0	0	0	0	0	0	0	0	0	0
Summe	209	15,75	2	BUS	0	0	0	0	0	0	0	0	0	0	0	0
16:00	16:15	16,00	2	99 PKW	3	13	8	12	62	8	3	13	25	30	42	5
		16,00	2	99 KRAD	0	0	0	0	0	0	0	0	0	0	0	0
		16,00	2	99 LIEFER	0	1	0	1	4	2	1	1	3	6	3	1
		16,00	2	99 LKW	0	0	0	0	1	0	0	0	0	0	1	0
		16,00	2	99 LASTZUG	0	0	0	0	0	0	0	0	0	0	0	0
Summe	253	16,00	2	99 BUS	0	0	0	0	1	0	0	0	1	2	0	0
16:15	16:30	16,25	2	99 PKW	5	12	7	12	49	10	4	13	30	33	58	3
		16,25	2	99 KRAD	0	0	0	0	1	0	0	0	0	0	1	0
		16,25	2	99 LIEFER	0	2	2	0	3	1	2	1	3	2	5	1
		16,25	2	99 LKW	0	0	0	0	0	0	0	0	0	0	0	0
		16,25	2	99 LASTZUG	0	0	0	0	0	0	0	0	0	0	0	0
Summe	262	16,25	2	99 BUS	0	0	0	0	1	0	0	0	1	0	0	0
16:30	16:45	16,50	2	99 PKW	3	11	4	7	52	9	3	12	27	33	62	6
		16,50	2	99 KRAD	0	0	0	0	0	0	0	0	0	1	0	0
		16,50	2	99 LIEFER	0	0	0	0	5	0	2	1	2	1	4	0
		16,50	2	99 LKW	0	0	0	0	1	0	0	0	0	0	0	0
		16,50	2	99 LASTZUG	0	0	0	0	0	0	0	0	0	0	0	0
Summe	247	16,50	2	99 BUS	0	0	0	0	0	0	0	0	0	1	0	0
16:45	17:00	16,75	2	99 PKW	3	11	10	10	53	7	6	15	29	25	50	4
		16,75	2	99 KRAD	0	0	0	0	0	0	0	0	0	0	0	0
		16,75	2	99 LIEFER	0	0	0	2	7	0	0	0	3	1	3	0
		16,75	2	99 LKW	0	0	0	0	0	0	0	0	0	0	1	0
		16,75	2	99 LASTZUG	0	0	0	0	0	0	0	0	0	0	0	0
Summe	241	16,75	2	99 BUS	0	0	0	0	0	0	0	0	1	0	0	0
17:00	17:15	17,00	2	PKW	3	14	13	12	39	6	5	15	28	31	61	6
		17,00	2	KRAD	0	0	0	0	1	0	0	0	0	0	0	0
		17,00	2	LIEFER	0	1	1	0	3	0	1	0	2	1	0	0
		17,00	2	LKW	0	0	0	0	0	0	0	0	0	1	0	0
		17,00	2	LASTZUG	0	0	0	0	0	0	0	0	0	0	0	0
Summe	247	17,00	2	BUS	0	0	0	0	0	0	0	0	2	1	0	0
17:15	17:30	17,25	2	PKW	4	22	7	12	40	12	13	14	21	26	45	0
		17,25	2	KRAD	0	0	0	0	1	0	0	0	0	0	1	0
		17,25	2	LIEFER	0	1	0	0	3	0	0	0	2	1	3	0
		17,25	2	LKW	0	0	0	0	0	0	0	0	0	0	0	0
		17,25	2	LASTZUG	0	0	0	0	0	0	0	0	0	0	0	0
Summe	228	17,25	2	BUS	0	0	0	0	0	0	0	0	0	0	0	0
17:30	17:45	17,50	2	PKW	2	10	1	8	52	8	6	16	24	25	45	3
		17,50	2	KRAD	0	0	0	0	1	0	0	0	0	0	0	0
		17,50	2	LIEFER	0	1	1	0	4	0	1	1	1	2	6	0
		17,50	2	LKW	0	0	0	0	0	0	0	0	0	0	0	0
		17,50	2	LASTZUG	0	0	0	0	0	0	0	0	0	0	0	0
Summe	220	17,50	2	BUS	0	0	0	0	0	0	0	0	1	1	0	0
17:45	18:00	17,75	2	PKW	5	6	13	10	37	11	5	9	27	24	51	2
		17,75	2	KRAD	0	0	0	0	0	0	0	0	0	0	0	0
		17,75	2	LIEFER	0	1	0	1	5	0	0	1	1	1	5	0
		17,75	2	LKW	0	0	0	0	0	0	0	0	0	0	0	0
		17,75	2	LASTZUG	0	0	0	0	0	0	0	0	0	0	0	0
Summe	216	17,75	2	BUS	0	0	0	0	0	0	0	0	1	0	0	0

2h-Zählung				1	2	3	4	5	6	7	8	9	10	11	12	
Summe Kfz/2h (7-9)			1373	28	74	92	68	398	46	29	65	120	120	329	4	
Summe Pkw/2h (7-9)		1	PKW	24	70	89	65	344	42	23	59	95	97	278	4	
Summe Krad/2h (7-9)		1	KRAD	1	0	0	0	6	0	0	1	3	1	3	0	
Summe Liefer/2h (7-9)		1	LIEFER	3	4	2	3	32	4	5	4	14	14	41	0	
Summe Lkw/2h (7-9)		1	LKW	0	0	1	0	7	0	0	1	0	4	3	0	
Summe Lastzug/2h (7-9)		1	LASTZUG	0	0	0	0	3	0	1	0	0	1	0	0	
Summe Bus/2h (7-9)		1	BUS	0	0	0	0	6	0	0	0	8	3	4	0	
3h-Zählung				1	2	3	4	5	6	7	8	9	10	11	12	
Summe Kfz/3h (15-18)			2763	39	145	93	133	626	107	78	151	326	350	679	36	
Summe Pkw/3h (15-18)		2	PKW	38	132	85	125	563	100	69	143	291	317	615	34	
Summe Krad/3h (15-18)		2	KRAD	0	0	0	0	5	0	0	0	1	3	5	0	
Summe Liefer/3h (15-18)		2	LIEFER	1	13	8	8	47	6	9	7	22	21	51	2	
Summe Lkw/3h (15-18)		2	LKW	0	0	0	0	6	1	0	1	3	2	7	0	
Summe Lastzug/3h (15-18)		2	LASTZUG	0	0	0	0	1	0	0	0	0	0	0	0	
Summe Bus/3h (15-18)		2	BUS	0	0	0	0	4	0	0	0	9	7	1	0	
Spitzenstunde morgens				1	2	3	4	5	6	7	8	9	10	11	12	
Summe Kfz/h	828	7,00	8,00	828	15	45	55	49	239	22	13	47	76	71	194	2
Summe Pkw/h			1	99	PKW	13	43	52	48	208	20	11	42	62	163	2
Summe Krad/h			1	99	KRAD	0	0	0	0	5	0	0	1	3	1	2
Summe Liefer/h			1	99	LIEFER	2	2	2	1	17	2	2	3	7	8	25
Summe Lkw/h			1	99	LKW	0	0	1	0	3	0	0	1	0	3	3
Summe Lastzug/h			1	99	LASTZUG	0	0	0	0	2	0	0	0	0	1	0
Summe Bus/h			1	99	BUS	0	0	0	0	4	0	0	0	4	1	1
Spitzenstunde nachmittags				1	2	3	4	5	6	7	8	9	10	11	12	
Summe Kfz/h	1.003	16	17,75	1003	14	50	31	44	240	37	21	56	125	135	230	20
Summe Pkw/h			2	99	PKW	14	47	29	41	216	34	16	53	111	121	212
Summe Krad/h			2	99	KRAD	0	0	0	0	1	0	0	0	1	1	0
Summe Liefer/h			2	99	LIEFER	0	3	2	3	19	3	5	3	11	10	15
Summe Lkw/h			2	99	LKW	0	0	0	0	2	0	0	0	0	0	2
Summe Lastzug/h			2	99	LASTZUG	0	0	0	0	0	0	0	0	0	0	0
Summe Bus/h			2	99	BUS	0	0	0	0	2	0	0	0	3	3	0
DTV 24 Stunden				1	2	3	4	5	6	7	8	9	10	11	12	
Morgens Kfz				7,50	210	555	690	510	2985	345	218	488	900	900	2468	30
Morgens Lkw				6,00	0	0	6	0	96	0	6	6	48	48	42	0
Nachmittags Kfz				3,65	142	529	339	485	2285	391	285	551	1190	1278	2478	131
Nachmittags Lkw				6,00	0	0	0	0	66	6	0	6	72	54	48	0
DTV Kfz				176	542	515	498	2635	368	251	519	1045	1089	2473	81	
DTV Lkw				0	0	3	0	81	3	3	6	60	51	45	0	

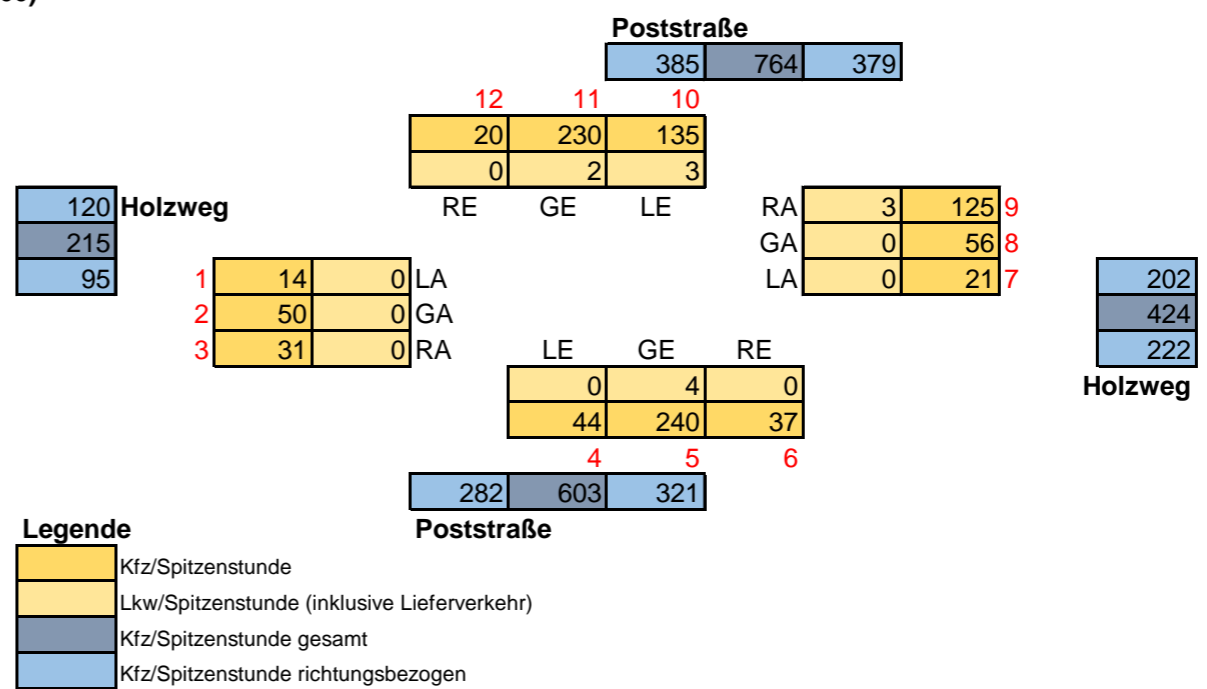
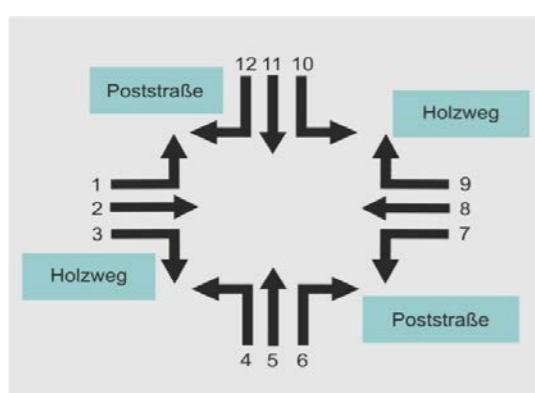
Graphische Darstellung der DTV-Werte:



Graphische Darstellung der Spitzenstundenwerte morgens (07:30 - 08:30)



Graphische Darstellung der Spitzenstundenwerte nachmittags (16:00 - 17:00)



Knotenpunkt 10

Lüttinger Straße/ Viktorstraße/ Holzweg/ Viktorstraße

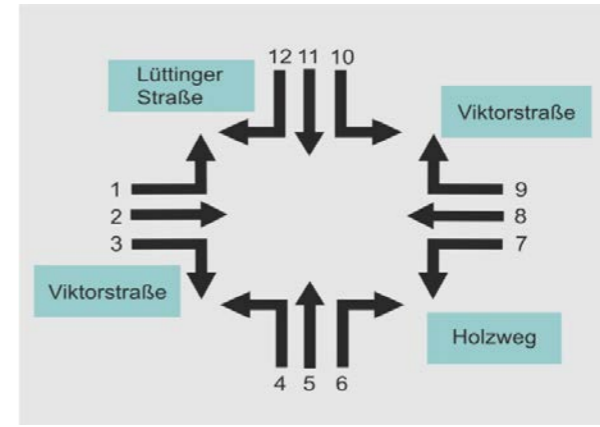
August 2020

5 Stundenzählung

07:00 - 09:00 Uhr

15:00 - 18:00 Uhr

Datum der Zählung: Di. 25.08.2020

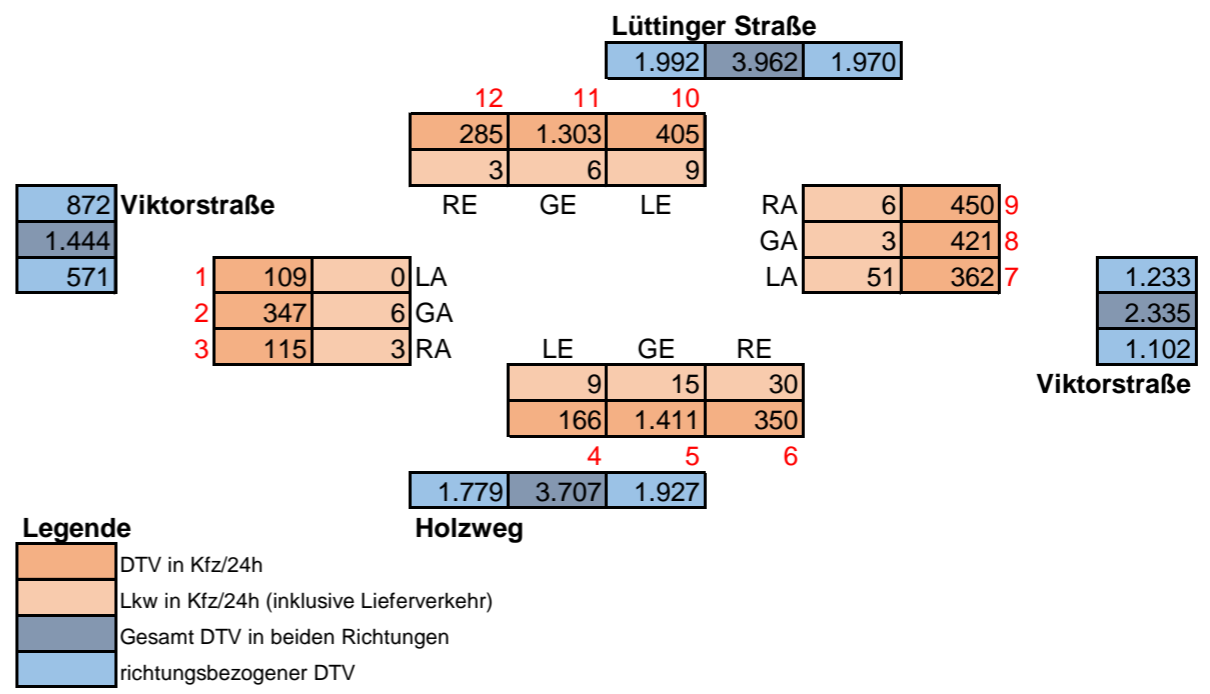
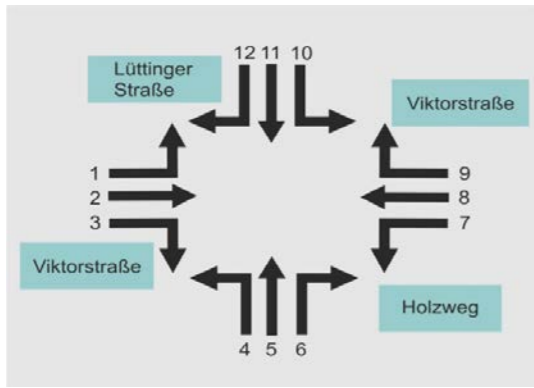


Intervall				Fz-Arten	Viktorstraße			Holzweg			Viktorstraße			Lüttinger Straße		
					LA	GA	RA	LE	GE	RE	LA	GE	RA	LE	GE	RE
					1	2	3	4	5	6	7	8	9	10	11	12
7:00	7:15	7,00	1	PKW	1	3	0	2	9	2	0	1	0	5	11	3
		7,00	1	KRAD	0	1	0	0	0	0	0	0	0	0	0	0
		7,00	1	LIEFER	0	0	0	0	0	0	1	0	0	0	2	0
		7,00	1	LKW	0	0	0	0	0	0	0	0	0	0	0	0
		7,00	1	LASTZUG	0	0	0	0	0	0	0	0	0	0	0	0
Summe	42	7,00	1	BUS	0	0	0	0	0	1	0	0	0	0	0	0
7:15	7:30	7,25	1	PKW	2	4	3	0	13	0	3	3	8	2	7	7
		7,25	1	KRAD	0	1	0	0	0	0	0	0	0	0	0	0
		7,25	1	LIEFER	0	0	0	0	2	0	0	0	0	2	2	0
		7,25	1	LKW	0	0	0	0	0	0	0	0	0	1	0	0
		7,25	1	LASTZUG	0	0	0	0	0	0	0	0	0	0	0	0
Summe	63	7,25	1	BUS	0	0	0	0	0	0	2	0	0	1	0	0
7:30	7:45	7,50	1	99 PKW	0	5	4	1	32	3	4	5	6	6	28	7
		7,50	1	99 KRAD	0	0	0	0	0	0	2	0	0	0	0	0
		7,50	1	99 LIEFER	0	0	0	0	2	1	1	0	1	2	3	0
		7,50	1	99 LKW	0	0	0	0	0	0	0	0	0	0	0	0
		7,50	1	99 LASTZUG	0	0	0	0	0	0	0	0	0	0	0	0
Summe	115	7,50	1	99 BUS	0	0	0	0	0	0	2	0	0	0	0	0
7:45	8:00	7,75	1	99 PKW	1	6	2	1	34	4	4	6	9	4	42	4
		7,75	1	99 KRAD	0	0	0	0	0	0	1	0	1	0	1	0
		7,75	1	99 LIEFER	0	1	0	0	1	0	0	0	0	0	1	0
		7,75	1	99 LKW	0	0	0	0	1	0	0	0	0	0	0	0
		7,75	1	99 LASTZUG	0	0	0	0	1	0	0	0	0	0	0	0
Summe	125	7,75	1	99 BUS	0	0	0	0	0	0	0	0	0	0	0	0
8:00	8:15	8,00	1	99 PKW	2	4	2	2	20	7	2	6	6	3	12	3
		8,00	1	99 KRAD	0	0	0	0	0	0	0	0	0	0	0	0
		8,00	1	99 LIEFER	0	0	0	2	1	0	1	2	0	0	1	1
		8,00	1	99 LKW	0	0	0	0	0	0	0	0	0	0	0	0
		8,00	1	99 LASTZUG	0	0	0	0	0	0	0	0	0	0	0	0
Summe	80	8,00	1	99 BUS	0	0	0	0	0	1	1	0	0	1	0	0
8:15	8:30	8,25	1	99 PKW	2	8	0	2	21	3	4	6	4	7	17	4
		8,25	1	99 KRAD	0	0	0	0	0	1	0	0	0	0	0	0
		8,25	1	99 LIEFER	0	0	2	0	2	2	0	1	0	0	4	0
		8,25	1	99 LKW	0	0	1	2	0	0	0	0	0	0	0	0
		8,25	1	99 LASTZUG	0	0	0	0	0	0	0	0	0	0	1	0
Summe	94	8,25	1	99 BUS	0	0	0	0	0	0	0	0	0	0	0	0
8:30	8:45	8,50	1	PKW	1	2	2	2	19	7	6	7	3	3	16	5
		8,50	1	KRAD	0	0	0	0	0	0	0	0	1	0	0	0
		8,50	1	LIEFER	0	1	0	1	1	0	1	1	0	2	0	1
		8,50	1	LKW	0	1	0	0	1	0	0	0	1	0	0	0
		8,50	1	LASTZUG	0	0	0	0	0	0	0	0	0	0	0	0
Summe	86	8,50	1	BUS	0	0	0	0	0	1	0	0	0	0	0	0
8:45	9:00	8,75	1	PKW	2	4	2	2	23	3	4	13	5	10	10	4
		8,75	1	KRAD	0	0	0	0	0	0	0	0	0	0	0	0
		8,75	1	LIEFER	0	1	1	1	2	1	0	0	2	0	1	2
		8,75	1	LKW	0	0	0	0	0	0	0	0	0	0	0	0
		8,75	1	LASTZUG	0	0	0	0	0	0	0	0	0	0	0	0
Summe	96	8,75	1	BUS	0	0	0	0	0	0	2	0	1	0	0	0

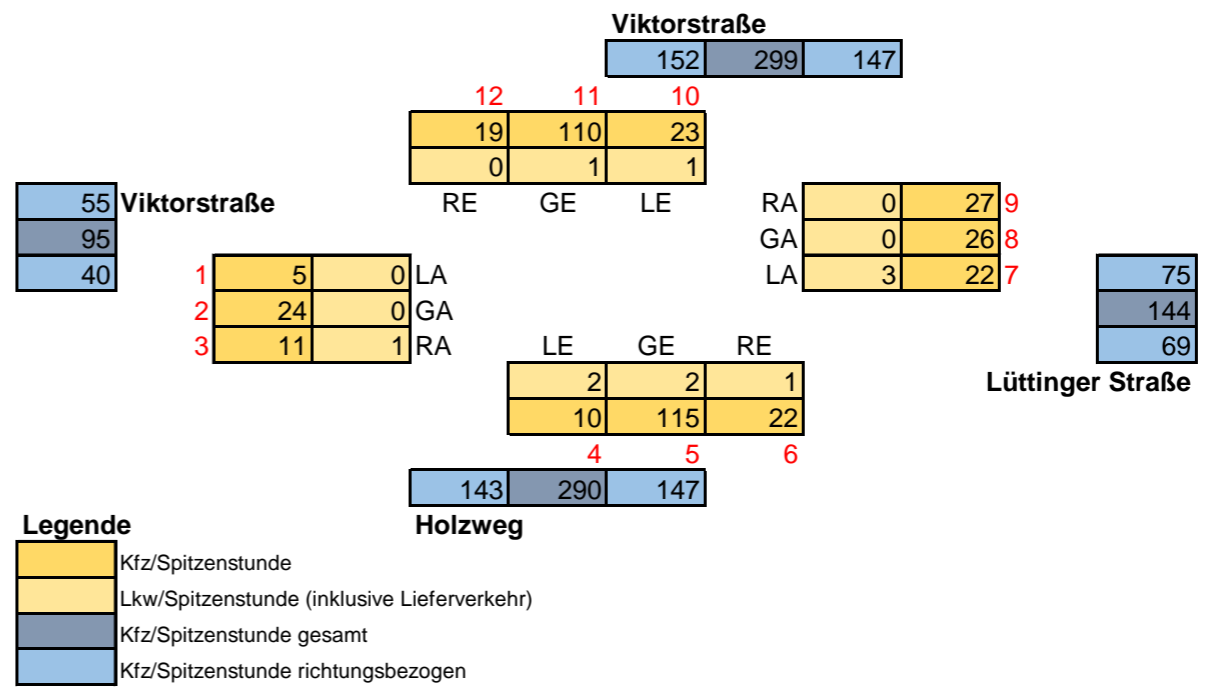
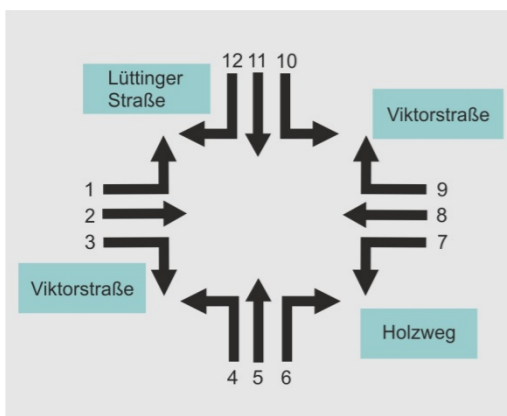
15:00	15:15	15,00	2	PKW	0	8	4	8	27	8	11	8	10	12	27	5
		15,00	2	KRAD	0	0	0	0	0	1	0	0	0	0	0	0
		15,00	2	LIEFER	0	0	0	2	1	0	1	1	1	3	2	0
		15,00	2	LKW	0	0	0	0	0	0	1	0	0	0	0	0
		15,00	2	LASTZUG	0	0	0	0	0	0	0	0	0	0	0	0
Summe	144	15,00	2	BUS	0	0	0	0	0	2	1	0	0	0	0	0
15:15	15:30	15,25	2	PKW	3	4	2	6	19	8	9	12	13	7	25	7
		15,25	2	KRAD	0	1	0	0	0	0	1	1	0	0	0	0
		15,25	2	LIEFER	0	1	0	0	2	0	0	2	0	0	2	1
		15,25	2	LKW	0	0	0	0	0	0	0	0	0	0	1	0
		15,25	2	LASTZUG	0	0	0	0	0	0	0	0	0	0	0	0
Summe	127	15,25	2	BUS	0	0	0	0	0	0	0	0	0	0	0	0
15:30	15:45	15,50	2	PKW	3	11	0	5	23	7	9	13	6	5	24	4
		15,50	2	KRAD	0	0	0	0	0	0	0	0	0	0	0	0
		15,50	2	LIEFER	0	1	0	0	0	1	1	1	2	1	1	1
		15,50	2	LKW	0	0	0	1	0	0	0	0	0	0	0	0
		15,50	2	LASTZUG	0	0	0	0	0	0	0	0	0	0	0	0
Summe	121	15,50	2	BUS	0	0	0	0	0	0	1	0	0	0	0	0
15:45	16:00	15,75	2	PKW	5	5	1	1	26	7	4	11	15	9	28	5
		15,75	2	KRAD	0	2	0	0	0	0	0	0	0	0	0	0
		15,75	2	LIEFER	0	0	0	0	2	1	1	1	1	0	0	0
		15,75	2	LKW	0	0	0	0	1	0	0	0	0	0	0	0
		15,75	2	LASTZUG	0	0	0	0	0	0	0	0	0	0	0	0
Summe	126	15,75	2	BUS	0	0	0	0	0	0	0	0	0	0	0	0
16:00	16:15	16,00	2	PKW	2	3	3	1	36	9	3	10	13	9	35	5
		16,00	2	KRAD	0	0	0	0	0	0	0	0	1	0	0	0
		16,00	2	LIEFER	1	1	0	2	2	1	1	1	1	1	1	0
		16,00	2	LKW	0	0	0	0	0	0	0	1	0	0	0	0
		16,00	2	LASTZUG	0	0	0	0	0	0	0	0	0	0	0	0
Summe	146	16,00	2	BUS	0	0	0	0	0	2	1	0	0	0	0	0
16:15	16:30	16,25	2	99 PKW	2	14	0	7	38	6	13	10	6	9	32	6
		16,25	2	99 KRAD	0	1	0	0	0	0	0	0	0	0	0	0
		16,25	2	99 LIEFER	0	0	0	1	4	2	0	0	2	1	5	1
		16,25	2	99 LKW	0	0	0	0	0	0	0	0	0	0	0	1
		16,25	2	99 LASTZUG	0	0	0	0	0	0	0	0	0	0	0	0
Summe	162	16,25	2	99 BUS	0	0	0	0	0	0	1	0	0	0	0	0
16:30	16:45	16,50	2	99 PKW	5	8	0	4	41	15	7	8	17	7	34	5
		16,50	2	99 KRAD	0	0	0	0	0	0	0	0	0	0	0	0
		16,50	2	99 LIEFER	2	2	0	0	2	0	1	0	1	1	1	0
		16,50	2	99 LKW	0	1	0	0	0	0	0	0	0	0	0	0
		16,50	2	99 LASTZUG	0	0	0	0	0	0	0	0	0	0	0	0
Summe	163	16,50	2	99 BUS	0	0	0	0	0	1	0	0	0	0	0	0
16:45	17:00	16,75	2	99 PKW	4	8	2	2	25	8	12	13	15	10	30	10
		16,75	2	99 KRAD	0	0	0	0	0	0	0	0	0	0	0	0
		16,75	2	99 LIEFER	0	0	0	0	1	0	1	0	0	1	1	0
		16,75	2	99 LKW	0	0	0	0	0	0	0	0	0	0	0	0
		16,75	2	99 LASTZUG	0	0	0	0	0	0	0	0	0	0	0	0
Summe	144	16,75	2	99 BUS	0	0	0	0	0	0	1	0	0	0	0	0
17:00	17:15	17,00	2	99 PKW	4	7	3	3	37	8	6	6	15	12	41	4
		17,00	2	99 KRAD	0	0	0	0	0	0	0	1	0	0	0	0
		17,00	2	99 LIEFER	0	2	0	0	2	0	2	0	1	2	2	0
		17,00	2	99 LKW	0	0	0	0	1	0	0	0	0	0	0	0
		17,00	2	99 LASTZUG	0	0	0	0	0	0	0	0	0	0	0	0
Summe	162	17,00	2	99 BUS	0	0	0	0	0	1	2	0	0	0	0	0
17:15	17:30	17,25	2	PKW	2	2	5	5	40	9	5	12	9	10	37	8
		17,25	2	KRAD	0	0	0	0	0	0	0	1	0	0	0	0
		17,25	2	LIEFER	0	0	0	0	1	0	0	0	1	0	1	0
		17,25	2	LKW	0	0	0	0	0	0	0	0	0	0	0	0
		17,25	2	LASTZUG	0	0	0	0	0	0	0	0	0	0	0	0
Summe	148	17,25	2	BUS	0	0	0	0	0	0	0	0	0	0	0	0
17:30	17:45	17,50	2	PKW	3	8	1	3	28	7	6	7	6	8	30	5
		17,50	2	KRAD	0	1	0	0	0	1	0	1	0	0	0	0
		17,50	2	LIEFER	0	0	0	0	1	1	0	0	1	0	1	0
		17,50	2	LKW	0	0	0	0	0	0	0	0	0	0	0	0
		17,50	2	LASTZUG	0	0	0	0	0	0	0	0	0	0	0	0
Summe	121	17,50	2	BUS	0	0	0	0	0	1	1	0	0	0	0	0
17:45	18:00	17,75	2	PKW	1	10	3	3	33	8	8	5	10	13	25	3
		17,75	2	KRAD	0	1	0	0	0	0	0	0	1	0	0	0
		17,75	2	LIEFER	0	2	0	0	0	1	2	0	0	0	1	1
		17,75	2	LKW	0	0	0	0	0	0	0	0	0	0	0	0
		17,75	2	LASTZUG	0	0	0	0	0	0	0	0	0	0	0	0
Summe	132	17,75	2	BUS	0	0	0	0	0	0	1	0	0	0	0	0

2h-Zählung				1	2	3	4	5	6	7	8	9	10	11	12	
Summe Kfz/2h (7-9)			701	11	42	19	18	185	37	41	51	48	49	159	41	
Summe Pkw/2h (7-9)	1		PKW	11	36	15	12	171	29	27	47	41	40	143	37	
Summe Krad/2h (7-9)	1		KRAD	0	2	0	0	0	1	3	0	2	0	1	0	
Summe Liefer/2h (7-9)	1		LIEFER	0	3	3	4	11	4	4	4	3	6	14	4	
Summe Lkw/2h (7-9)	1		LKW	0	1	1	2	2	0	0	0	1	1	0	0	
Summe Lastzug/2h (7-9)	1		LASTZUG	0	0	0	0	1	0	0	0	0	0	1	0	
Summe Bus/2h (7-9)	1		BUS	0	0	0	0	0	3	7	0	1	2	0	0	
3h-Zählung				1	2	3	4	5	6	7	8	9	10	11	12	
Summe Kfz/3h (15-18)			1696	37	104	24	54	393	116	114	126	148	121	387	72	
Summe Pkw/3h (15-18)	2		PKW	34	88	24	48	373	100	93	115	135	111	368	67	
Summe Krad/3h (15-18)	2		KRAD	0	6	0	0	0	2	1	4	2	0	0	0	
Summe Liefer/3h (15-18)	2		LIEFER	3	9	0	5	18	7	10	6	11	10	18	4	
Summe Lkw/3h (15-18)	2		LKW	0	1	0	1	2	0	1	1	0	0	1	1	
Summe Lastzug/3h (15-18)	2		LASTZUG	0	0	0	0	0	0	0	0	0	0	0	0	
Summe Bus/3h (15-18)	2		BUS	0	0	0	0	0	7	9	0	0	0	0	0	
Spitzenstunde morgens				1	2	3	4	5	6	7	8	9	10	11	12	
Summe Kfz/h	414	7,00	8,00	414	5	24	11	10	115	22	22	26	27	23	110	19
Summe Pkw/h			1	99	5	23	8	6	107	17	14	23	25	20	99	18
Summe Krad/h			1	99	0	0	0	0	1	3	0	1	0	1	0	
Summe Liefer/h			1	99	0	1	2	2	6	3	2	3	1	2	9	1
Summe Lkw/h			1	99	0	0	1	2	1	0	0	0	0	0	0	
Summe Lastzug/h			1	99	0	0	0	0	1	0	0	0	0	0	1	
Summe Bus/h			1	99	0	0	0	0	1	3	0	0	0	1	0	
Spitzenstunde nachmittags				1	2	3	4	5	6	7	8	9	10	11	12	
Summe Kfz/h	631	16	17,75	631	17	43	5	17	151	41	46	38	57	43	146	27
Summe Pkw/h			2	99	15	37	5	16	141	37	38	37	53	38	137	25
Summe Krad/h			2	99	0	1	0	0	0	0	1	0	0	0	0	
Summe Liefer/h			2	99	2	4	0	1	9	2	4	0	4	5	9	1
Summe Lkw/h			2	99	0	1	0	0	1	0	0	0	0	0	0	
Summe Lastzug/h			2	99	0	0	0	0	0	0	0	0	0	0	0	
Summe Bus/h			2	99	0	0	0	0	2	4	0	0	0	0	0	
DTV 24 Stunden				1	2	3	4	5	6	7	8	9	10	11	12	
Morgens Kfz				7,50	83	315	143	135	1388	278	308	383	360	368	1193	308
Morgens Lkw				6,00	0	6	6	12	18	18	42	0	12	18	6	0
Nachmittags Kfz				3,65	135	380	88	197	1434	423	416	460	540	442	1413	263
Nachmittags Lkw				6,00	0	6	0	6	12	42	60	6	0	0	6	6
DTV Kfz				109	347	115	166	1411	350	362	421	450	405	1303	285	
DTV Lkw				0	6	3	9	15	30	51	3	6	9	6	3	

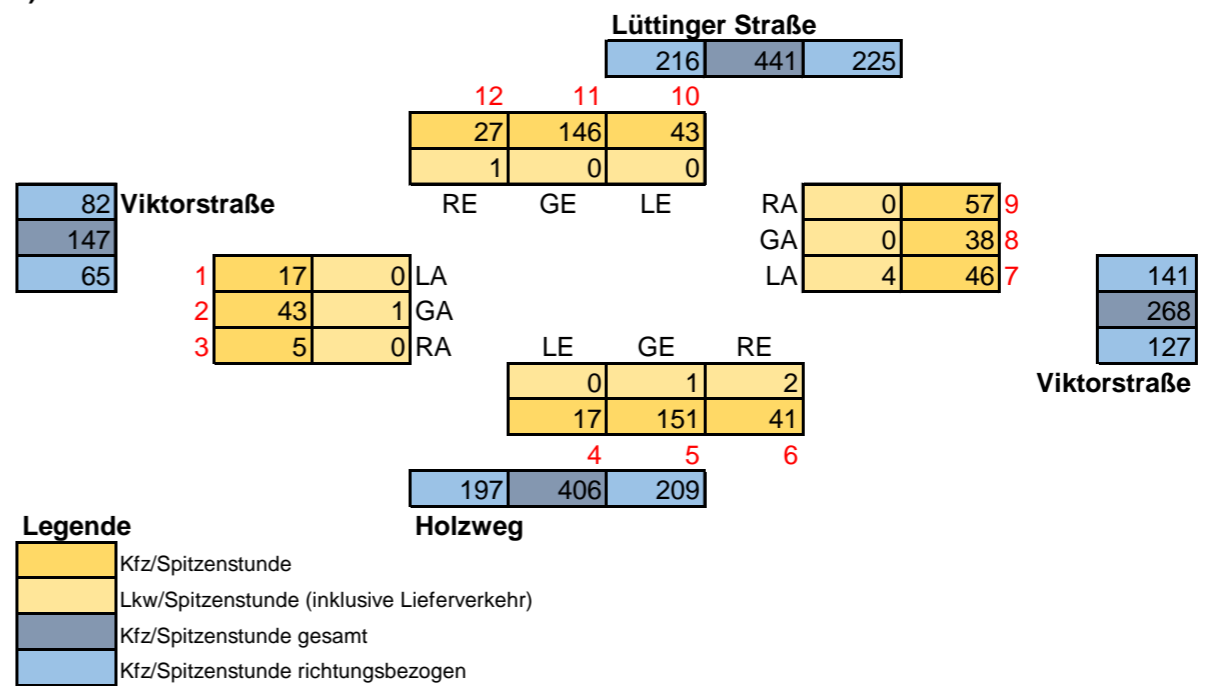
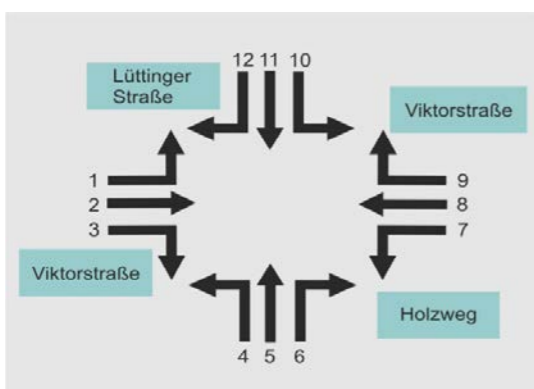
Graphische Darstellung der DTV-Werte:



Graphische Darstellung der Spitzenstundenwerte morgens (07:30 - 08:30)



Graphische Darstellung der Spitzenstundenwerte nachmittags (16:15 - 17:15)



Knotenpunkt 11

Trajanring/ Augustusring/ Philosophenweg/ Gelderner Straße

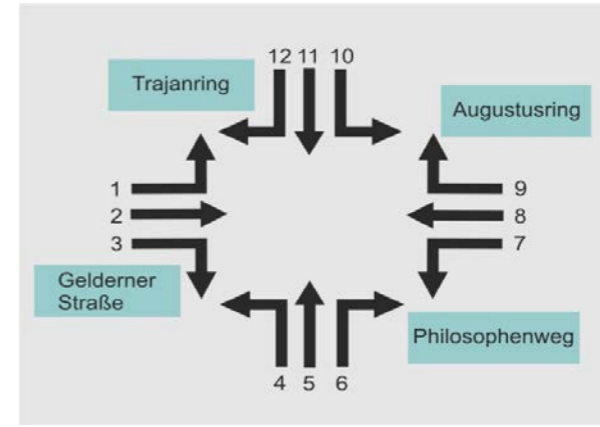
August 2020

5 Stundenzählung

07:00 - 09:00 Uhr

15:00 - 18:00 Uhr

Datum der Zählung: Di. 25.08.2020

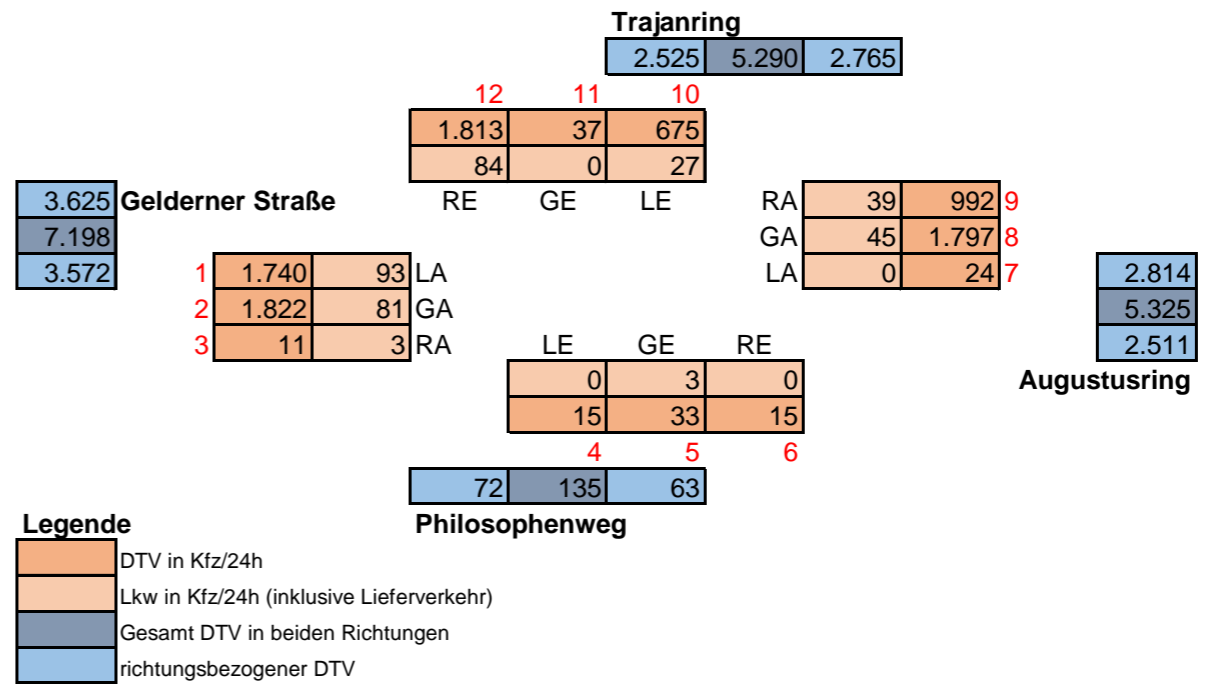
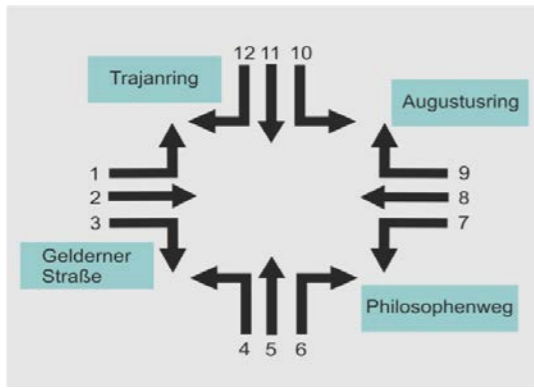


Intervall				Fz-Arten	Gelderner Straße			Philosophenweg			Augustusring			Trajanring		
					LA	GA	RA	LE	GE	RE	LA	GE	RA	LE	GE	RE
					1	2	3	4	5	6	7	8	9	10	11	12
7:00	7:15	7,00	1	PKW	13	22	0	0	0	0	2	32	4	10	1	24
		7,00	1	KRAD	0	0	0	0	0	0	0	0	0	0	0	0
		7,00	1	LIEFER	0	2	0	0	1	0	0	1	1	0	1	2
		7,00	1	LKW	1	1	0	0	0	0	0	0	0	1	0	0
		7,00	1	LASTZUG	2	0	0	0	0	0	0	0	0	0	0	0
Summe	124	7,00	1	BUS	0	1	0	0	0	0	1	0	0	0	0	1
7:15	7:30	7,25	1	99 PKW	31	28	0	0	0	0	36	11	8	1	23	
		7,25	1	99 KRAD	0	0	0	0	0	0	0	0	0	0	0	1
		7,25	1	99 LIEFER	1	3	0	0	0	0	3	3	0	0	0	2
		7,25	1	99 LKW	0	1	0	0	0	0	0	1	0	0	0	1
		7,25	1	99 LASTZUG	2	0	0	0	0	0	0	0	1	0	0	0
Summe	161	7,25	1	99 BUS	0	3	0	0	0	0	0	0	0	0	0	1
7:30	7:45	7,50	1	99 PKW	22	43	0	0	0	0	34	13	8	0	34	
		7,50	1	99 KRAD	1	1	0	0	0	0	1	0	0	0	0	0
		7,50	1	99 LIEFER	2	4	0	0	0	0	2	4	1	0	4	
		7,50	1	99 LKW	1	1	0	0	0	0	0	1	1	0	1	
		7,50	1	99 LASTZUG	1	0	0	0	0	0	0	1	0	0	0	
Summe	183	7,50	1	99 BUS	0	2	0	0	0	0	0	0	0	0	0	0
7:45	8:00	7,75	1	99 PKW	46	50	0	0	2	1	41	21	15	1	28	
		7,75	1	99 KRAD	1	1	0	0	0	0	1	0	0	0	0	
		7,75	1	99 LIEFER	2	5	0	0	0	0	4	1	0	0	5	
		7,75	1	99 LKW	0	0	1	0	0	0	2	0	0	0	1	
		7,75	1	99 LASTZUG	0	0	0	0	0	0	0	0	2	0	1	
Summe	233	7,75	1	99 BUS	1	0	0	0	0	0	0	0	0	0	0	
8:00	8:15	8,00	1	99 PKW	18	19	0	1	1	0	31	12	9	0	26	
		8,00	1	99 KRAD	1	0	0	0	0	0	0	0	0	0	0	
		8,00	1	99 LIEFER	1	4	0	0	0	0	2	0	0	0	2	
		8,00	1	99 LKW	0	1	0	0	1	0	0	0	0	0	2	
		8,00	1	99 LASTZUG	1	0	0	0	0	0	0	1	0	0	0	
Summe	137	8,00	1	99 BUS	2	1	0	0	0	0	0	0	0	0	0	
8:15	8:30	8,25	1	PKW	21	20	1	1	0	0	23	12	4	0	16	
		8,25	1	KRAD	1	0	0	0	0	0	0	0	0	0	1	
		8,25	1	LIEFER	4	5	0	0	0	0	3	0	1	0	2	
		8,25	1	LKW	1	2	0	0	0	0	0	0	0	0	1	
		8,25	1	LASTZUG	0	0	0	0	0	0	0	2	3	0	0	
Summe	129	8,25	1	BUS	3	1	0	0	0	0	1	0	0	0	0	
8:30	8:45	8,50	1	PKW	16	22	0	0	1	0	20	8	7	0	18	
		8,50	1	KRAD	0	0	0	0	0	0	0	1	0	0	0	
		8,50	1	LIEFER	4	1	0	0	0	0	1	0	2	0	3	
		8,50	1	LKW	0	1	0	0	0	0	0	0	0	0	0	
		8,50	1	LASTZUG	1	0	0	0	0	0	0	0	1	0	2	
Summe	109	8,50	1	BUS	0	0	0	0	0	0	0	0	0	0	0	
8:45	9:00	8,75	1	PKW	18	28	0	0	0	1	30	24	14	1	18	
		8,75	1	KRAD	0	0	0	0	0	0	0	1	0	0	0	
		8,75	1	LIEFER	3	0	0	0	0	0	2	0	1	0	4	
		8,75	1	LKW	0	1	0	0	0	0	1	1	0	0	1	
		8,75	1	LASTZUG	0	2	0	0	0	0	0	0	0	0	1	
Summe	153	8,75	1	BUS	0	1	0	0	0	0	0	0	0	0	0	

15:00	15:15	15,00	2	PKW	23	33	0	0	0	0	1	40	14	6	2	30
		15,00	2	KRAD	0	0	0	0	0	0	0	1	0	0	0	0
		15,00	2	LIEFER	2	2	0	0	0	0	0	3	0	2	0	1
		15,00	2	LKW	1	1	0	0	0	0	0	0	0	0	0	0
		15,00	2	LASTZUG	1	1	0	0	0	0	0	0	0	0	0	3
Summe	168	15,00	2	BUS	1	0	0	0	0	0	0	0	0	0	0	0
15:15	15:30	15,25	2	PKW	30	18	0	1	1	1	0	28	16	12	1	35
		15,25	2	KRAD	0	0	0	0	0	0	0	0	0	0	0	0
		15,25	2	LIEFER	1	3	0	0	0	0	0	5	0	0	0	1
		15,25	2	LKW	0	0	0	0	0	0	0	0	0	0	0	0
		15,25	2	LASTZUG	1	0	0	0	0	0	0	0	0	0	0	0
Summe	156	15,25	2	BUS	0	0	0	0	0	0	0	2	0	0	0	0
15:30	15:45	15,50	2	PKW	36	26	1	0	0	1	1	31	21	3	0	25
		15,50	2	KRAD	0	2	0	0	0	0	0	0	0	0	0	0
		15,50	2	LIEFER	2	3	0	0	0	0	0	3	2	1	0	1
		15,50	2	LKW	0	0	0	0	0	0	0	0	1	0	0	0
		15,50	2	LASTZUG	0	0	0	0	0	0	0	1	0	0	0	2
Summe	163	15,50	2	BUS	0	0	0	0	0	0	0	0	0	0	0	0
15:45	16:00	15,75	2	PKW	39	32	0	1	1	1	0	27	34	13	0	32
		15,75	2	KRAD	0	0	0	0	0	0	0	0	0	0	0	0
		15,75	2	LIEFER	2	2	1	0	0	0	0	5	2	0	0	5
		15,75	2	LKW	0	0	0	0	0	0	0	0	1	0	0	0
		15,75	2	LASTZUG	2	0	0	0	0	0	0	0	0	0	0	0
Summe	200	15,75	2	BUS	0	0	0	0	0	0	0	0	0	0	0	0
16:00	16:15	16,00	2	PKW	35	41	0	1	0	0	0	34	27	15	0	35
		16,00	2	KRAD	0	0	0	0	0	0	0	0	1	0	0	1
		16,00	2	LIEFER	3	1	0	0	1	0	0	2	3	0	0	1
		16,00	2	LKW	0	0	0	0	0	0	0	0	0	0	0	1
		16,00	2	LASTZUG	1	0	0	0	0	0	0	1	0	0	0	0
Summe	206	16,00	2	BUS	0	1	0	0	0	0	0	1	0	0	0	0
16:15	16:30	16,25	2	99 PKW	33	37	0	0	1	0	0	40	25	15	0	39
		16,25	2	99 KRAD	1	0	0	0	0	0	0	0	0	0	0	0
		16,25	2	99 LIEFER	4	3	0	0	0	0	0	2	2	2	0	5
		16,25	2	99 LKW	0	0	0	0	0	0	0	0	0	0	0	0
		16,25	2	99 LASTZUG	0	1	0	0	0	0	0	2	1	0	0	0
Summe	216	16,25	2	99 BUS	0	1	0	0	0	0	0	1	0	0	0	1
16:30	16:45	16,50	2	99 PKW	41	32	0	0	0	0	0	32	24	27	1	43
		16,50	2	99 KRAD	0	0	0	0	0	0	0	0	0	0	0	0
		16,50	2	99 LIEFER	1	1	0	0	0	0	0	1	0	1	0	4
		16,50	2	99 LKW	1	0	0	0	0	0	0	0	1	0	0	1
		16,50	2	99 LASTZUG	0	0	0	0	0	0	0	0	0	0	0	4
Summe	215	16,50	2	99 BUS	0	0	0	0	0	0	0	0	0	0	0	0
16:45	17:00	16,75	2	99 PKW	47	39	0	0	0	1	1	29	27	28	4	44
		16,75	2	99 KRAD	1	0	0	0	0	0	0	0	0	1	0	0
		16,75	2	99 LIEFER	1	3	0	0	0	0	0	0	0	1	0	2
		16,75	2	99 LKW	2	1	0	0	0	0	0	0	0	0	0	0
		16,75	2	99 LASTZUG	1	0	0	0	0	0	0	0	1	0	0	0
Summe	237	16,75	2	99 BUS	1	1	0	0	0	0	0	1	0	0	0	0
17:00	17:15	17,00	2	99 PKW	44	35	0	0	1	0	1	35	16	15	1	59
		17,00	2	99 KRAD	1	1	0	0	0	0	0	0	0	0	0	1
		17,00	2	99 LIEFER	1	5	0	0	0	0	0	1	1	0	0	4
		17,00	2	99 LKW	0	0	0	0	0	0	0	0	1	0	0	0
		17,00	2	99 LASTZUG	2	0	0	0	0	0	0	0	0	0	0	0
Summe	225	17,00	2	99 BUS	0	0	0	0	0	0	0	0	0	0	0	0
17:15	17:30	17,25	2	PKW	37	34	0	0	0	2	1	28	17	11	1	54
		17,25	2	KRAD	0	0	0	0	0	0	0	0	0	0	0	0
		17,25	2	LIEFER	3	0	0	0	0	0	0	0	2	0	0	1
		17,25	2	LKW	0	0	0	0	0	0	0	0	0	0	0	0
		17,25	2	LASTZUG	0	0	0	0	0	0	0	0	0	0	0	0
Summe	193	17,25	2	BUS	1	0	0	0	0	0	0	1	0	0	0	0
17:30	17:45	17,50	2	PKW	53	33	0	1	0	0	0	26	31	14	0	43
		17,50	2	KRAD	0	0	0	0	0	0	0	0	0	0	0	0
		17,50	2	LIEFER	0	1	0	0	0	0	0	1	0	1	0	3
		17,50	2	LKW	0	0	0	0	0	0	0	0	0	0	0	0
		17,50	2	LASTZUG	0	0	0	0	0	0	0	0	0	0	0	3
Summe	210	17,50	2	BUS	0	0	0	0	0	0	0	0	0	0	0	0
17:45	18:00	17,75	2	PKW	41	32	0	0	1	0	0	38	20	19	0	41
		17,75	2	KRAD	0	0	0	0	0	0	0	0	0	0	0	2
		17,75	2	LIEFER	0	2	0	0	0	0	0	4	0	0	0	2
		17,75	2	LKW	0	0	0	0	0	0	0	0	0	0	0	0
		17,75	2	LASTZUG	0	0	0	0	0	0	0	0	0	0	0	0
Summe	203	17,75	2	BUS	0	1	0	0	0	0	0	0	0	0	0	0

2h-Zählung				1	2	3	4	5	6	7	8	9	10	11	12	
Summe Kfz/2h (7-9)			1229	222	277	2	2	6	1	4	272	123	89	5	226	
Summe Pkw/2h (7-9)	1		PKW	185	232	1	2	4	1	4	247	105	75	4	187	
Summe Krad/2h (7-9)	1		KRAD	4	2	0	0	0	0	0	2	2	0	0	2	
Summe Liefer/2h (7-9)	1		LIEFER	17	24	0	0	1	0	0	18	9	5	1	24	
Summe Lkw/2h (7-9)	1		LKW	3	8	1	0	1	0	0	3	3	2	0	7	
Summe Lastzug/2h (7-9)	1		LASTZUG	7	2	0	0	0	0	0	0	4	7	0	4	
Summe Bus/2h (7-9)	1		BUS	6	9	0	0	0	0	0	2	0	0	0	2	
3h-Zählung				1	2	3	4	5	6	7	8	9	10	11	12	
Summe Kfz/3h (15-18)			2392	497	429	2	4	6	6	5	426	291	187	10	529	
Summe Pkw/3h (15-18)	2		PKW	459	392	1	4	5	6	5	388	272	178	10	480	
Summe Krad/3h (15-18)	2		KRAD	3	3	0	0	0	0	0	1	1	1	0	4	
Summe Liefer/3h (15-18)	2		LIEFER	20	26	1	0	1	0	0	27	12	8	0	30	
Summe Lkw/3h (15-18)	2		LKW	4	2	0	0	0	0	0	0	4	0	0	2	
Summe Lastzug/3h (15-18)	2		LASTZUG	8	2	0	0	0	0	0	4	2	0	0	12	
Summe Bus/3h (15-18)	2		BUS	3	4	0	0	0	0	0	6	0	0	0	1	
Spitzenstunde morgens				1	2	3	4	5	6	7	8	9	10	11	12	
Summe Kfz/h	714	7,00	8,00	714	134	167	1	1	4	1	157	69	45	2	132	
Summe Pkw/h			1	99	117	140	0	1	3	1	142	57	40	2	111	
Summe Krad/h			1	99	3	2	0	0	0	0	2	0	0	0	1	
Summe Liefer/h			1	99	6	16	0	0	0	0	11	8	1	0	13	
Summe Lkw/h			1	99	1	3	1	0	1	0	2	2	1	0	5	
Summe Lastzug/h			1	99	4	0	0	0	0	0	0	2	3	0	1	
Summe Bus/h			1	99	3	6	0	0	0	0	0	0	0	0	1	
Spitzenstunde nachmittags				1	2	3	4	5	6	7	8	9	10	11	12	
Summe Kfz/h	893	16	17,75	893	182	160	0	0	2	1	2	144	99	90	6	207
Summe Pkw/h			2	99	165	143	0	0	2	1	2	136	92	85	6	185
Summe Krad/h			2	99	3	1	0	0	0	0	0	0	1	0	1	
Summe Liefer/h			2	99	7	12	0	0	0	0	4	3	4	0	15	
Summe Lkw/h			2	99	3	1	0	0	0	0	0	2	0	0	1	
Summe Lastzug/h			2	99	3	1	0	0	0	0	2	2	0	0	4	
Summe Bus/h			2	99	1	2	0	0	0	0	2	0	0	0	1	
DTV 24 Stunden				1	2	3	4	5	6	7	8	9	10	11	12	
Morgens Kfz				7,50	1665	2078	15	15	45	8	30	2040	923	668	38	1695
Morgens Lkw				6,00	96	114	6	0	6	0	0	30	42	54	0	78
Nachmittags Kfz				3,65	1814	1566	7	15	22	22	18	1555	1062	683	37	1931
Nachmittags Lkw				6,00	90	48	0	0	0	0	0	60	36	0	0	90
DTV Kfz				1740	1822	11	15	33	15	24	1797	992	675	37	1813	
DTV Lkw				93	81	3	0	3	0	0	45	39	27	0	84	

Graphische Darstellung der DTV-Werte:



Knotenpunkt 12

Trajanring/ Sonsbecker Straße/ Trajanring

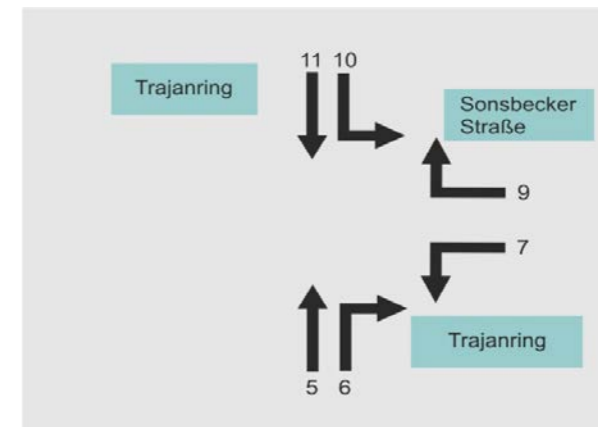
August 2020

5 Stundenzählung

07:00 - 09:00 Uhr

15:00 - 18:00 Uhr

Datum der Zählung: Di. 25.08.2020

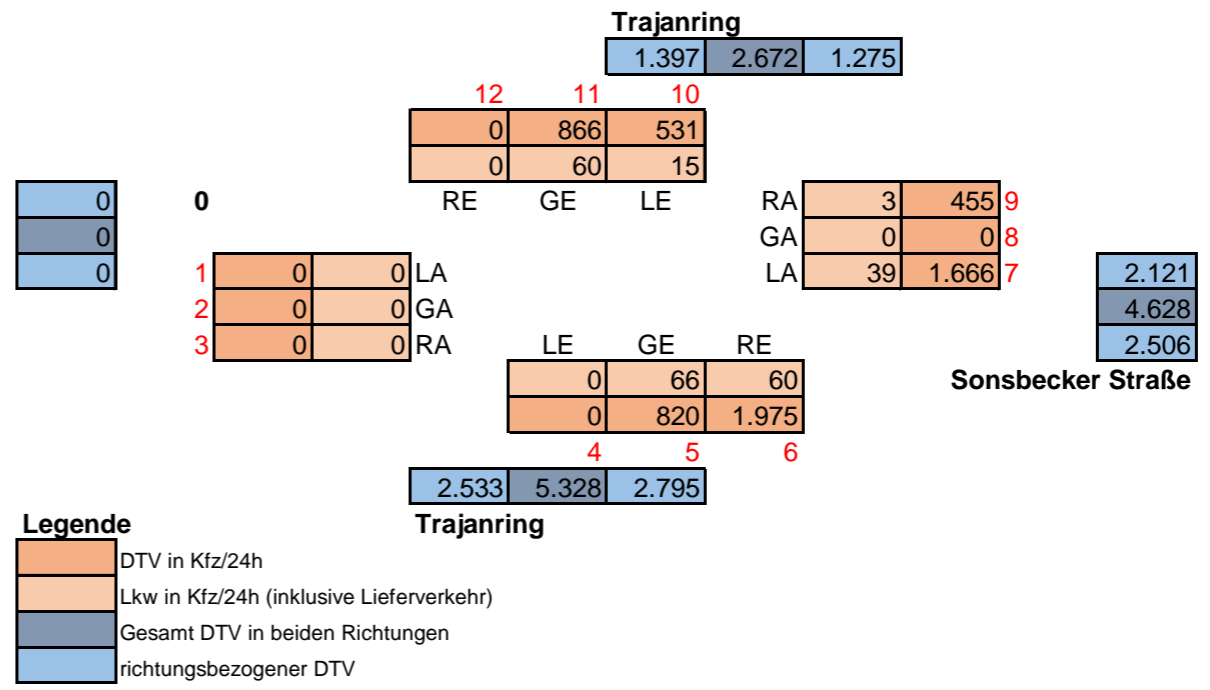
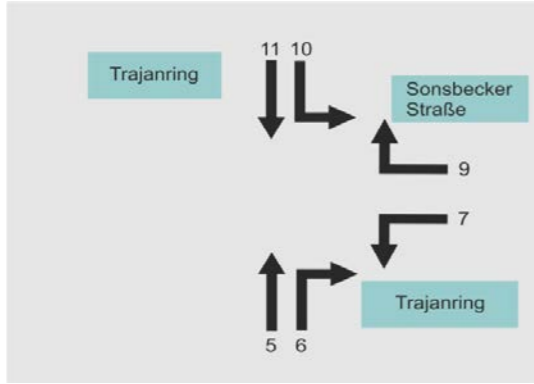


Intervall				Fz-Arten	Trajanring			Sonsbecker Straße			Trajanring					
					LA	GA	RA	LE	GE	RE	LA	GE	RA	LE	GE	RE
					1	2	3	4	5	6	7	8	9	10	11	12
7:00	7:15	7,00	1	PKW	0	0	0	0	8	11	27	0	6	7	11	0
		7,00	1	KRAD	0	0	0	0	0	0	0	0	0	0	0	0
		7,00	1	LIEFER	0	0	0	0	1	2	1	0	1	1	1	0
		7,00	1	LKW	0	0	0	0	0	0	0	0	0	1	1	0
		7,00	1	LASTZUG	0	0	0	0	1	1	0	0	0	0	0	0
Summe	82	7,00	1	BUS	0	0	0	0	0	0	1	0	0	0	0	0
7:15	7:30	7,25	1	99 PKW	0	0	0	0	21	24	13	0	3	3	17	0
		7,25	1	99 KRAD	0	0	0	0	0	1	1	0	0	0	0	0
		7,25	1	99 LIEFER	0	0	0	0	4	2	1	0	4	4	2	0
		7,25	1	99 LKW	0	0	0	0	1	0	0	0	0	2	1	0
		7,25	1	99 LASTZUG	0	0	0	0	1	0	1	0	0	0	0	0
Summe	107	7,25	1	99 BUS	0	0	0	0	0	0	1	0	0	0	0	0
7:30	7:45	7,50	1	99 PKW	0	0	0	0	9	28	30	0	5	6	14	0
		7,50	1	99 KRAD	0	0	0	0	0	1	0	0	0	0	0	0
		7,50	1	99 LIEFER	0	0	0	0	1	1	2	0	3	0	2	0
		7,50	1	99 LKW	0	0	0	0	1	1	2	0	0	0	0	0
		7,50	1	99 LASTZUG	0	0	0	0	2	0	0	0	0	0	1	0
Summe	109	7,50	1	99 BUS	0	0	0	0	0	0	0	0	0	0	0	0
7:45	8:00	7,75	1	99 PKW	0	0	0	0	24	42	36	0	1	13	12	0
		7,75	1	99 KRAD	0	0	0	0	0	1	0	0	0	0	0	0
		7,75	1	99 LIEFER	0	0	0	0	1	3	3	0	0	3	2	0
		7,75	1	99 LKW	0	0	0	0	0	0	0	0	1	0	1	0
		7,75	1	99 LASTZUG	0	0	0	0	0	0	0	0	0	0	1	0
Summe	144	7,75	1	99 BUS	0	0	0	0	0	0	0	0	0	0	0	0
8:00	8:15	8,00	1	99 PKW	0	0	0	0	12	23	21	0	4	7	10	0
		8,00	1	99 KRAD	0	0	0	0	0	1	0	0	0	0	0	0
		8,00	1	99 LIEFER	0	0	0	0	1	0	2	0	0	1	0	0
		8,00	1	99 LKW	0	0	0	0	1	0	1	0	0	0	1	0
		8,00	1	99 LASTZUG	0	0	0	0	0	2	0	0	0	0	0	0
Summe	90	8,00	1	99 BUS	0	0	0	0	0	3	0	0	0	0	0	0
8:15	8:30	8,25	1	PKW	0	0	0	0	7	29	9	0	5	4	11	0
		8,25	1	KRAD	0	0	0	0	1	0	0	0	0	0	1	0
		8,25	1	LIEFER	0	0	0	0	0	4	2	0	0	0	1	0
		8,25	1	LKW	0	0	0	0	0	1	0	0	0	0	1	0
		8,25	1	LASTZUG	0	0	0	0	1	1	2	0	0	0	1	0
Summe	84	8,25	1	BUS	0	0	0	0	0	3	0	0	0	0	0	0
8:30	8:45	8,50	1	PKW	0	0	0	0	3	21	19	0	4	7	10	0
		8,50	1	KRAD	0	0	0	0	0	1	0	0	0	0	0	0
		8,50	1	LIEFER	0	0	0	0	2	1	2	0	0	1	3	0
		8,50	1	LKW	0	0	0	0	0	0	0	0	0	0	0	0
		8,50	1	LASTZUG	0	0	0	0	0	1	0	0	0	0	2	0
Summe	77	8,50	1	BUS	0	0	0	0	0	0	0	0	0	0	0	0
8:45	9:00	8,75	1	PKW	0	0	0	0	10	32	22	0	6	10	10	0
		8,75	1	KRAD	0	0	0	0	0	0	0	0	0	0	0	0
		8,75	1	LIEFER	0	0	0	0	3	1	3	0	0	1	2	0
		8,75	1	LKW	0	0	0	0	1	0	0	0	0	1	1	0
		8,75	1	LASTZUG	0	0	0	0	0	0	0	0	0	0	1	0
Summe	104	8,75	1	BUS	0	0	0	0	0	0	0	0	0	0	0	0

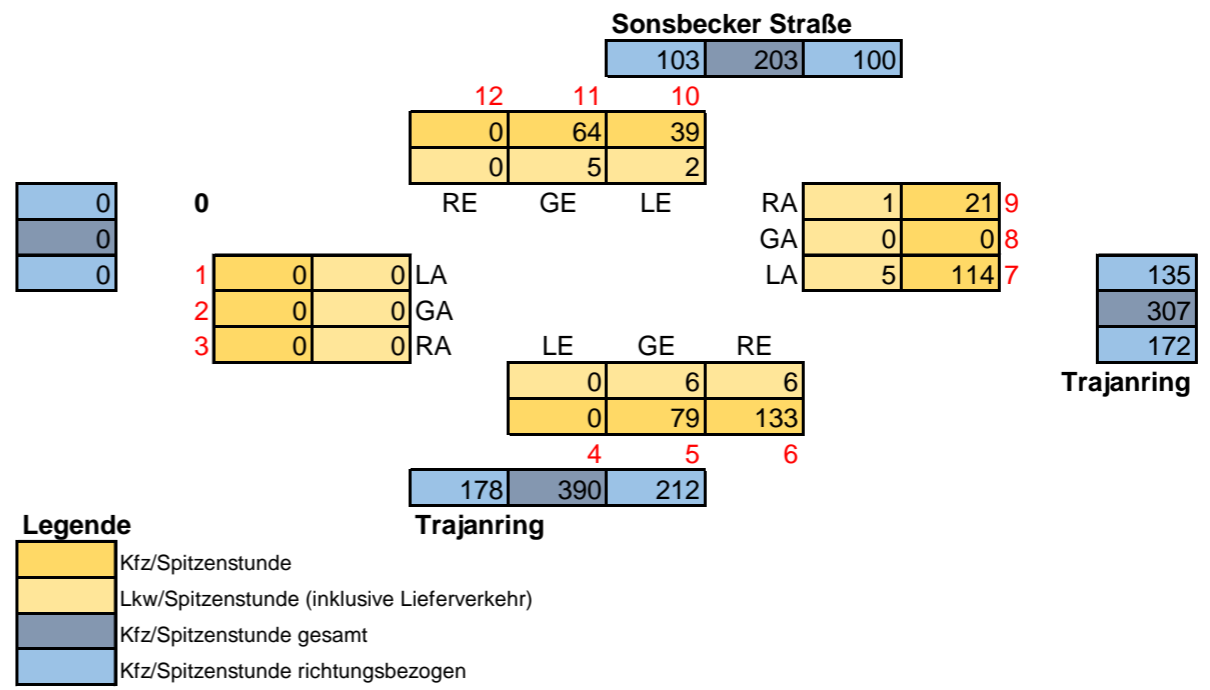
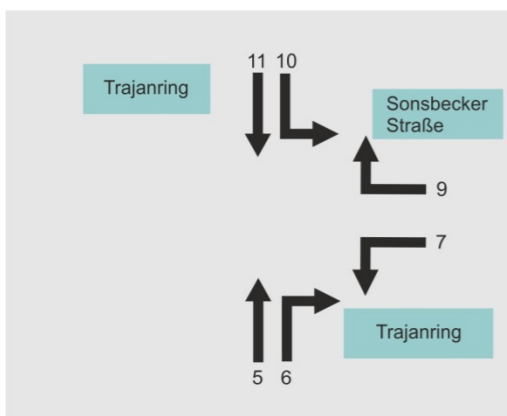
15:00	15:15	15,00	2	PKW	0	0	0	0	9	27	30	0	13	6	14	0
		15,00	2	KRAD	0	0	0	0	0	0	0	0	0	0	0	0
		15,00	2	LIEFER	0	0	0	0	2	1	2	0	0	0	0	0
		15,00	2	LKW	0	0	0	0	0	1	0	0	0	0	0	0
		15,00	2	LASTZUG	0	0	0	0	1	0	2	0	0	0	1	0
Summe	110	15,00	2	BUS	0	0	0	0	0	1	0	0	0	0	0	0
15:15	15:30	15,25	2	PKW	0	0	0	0	12	37	33	0	10	7	12	0
		15,25	2	KRAD	0	0	0	0	0	0	0	0	0	0	0	0
		15,25	2	LIEFER	0	0	0	0	1	0	1	0	0	0	0	0
		15,25	2	LKW	0	0	0	0	0	0	0	0	0	0	0	0
		15,25	2	LASTZUG	0	0	0	0	0	0	0	0	0	0	0	0
Summe	113	15,25	2	BUS	0	0	0	0	0	0	0	0	0	0	0	0
15:30	15:45	15,50	2	PKW	0	0	0	0	15	41	20	0	5	11	9	0
		15,50	2	KRAD	0	0	0	0	0	1	0	0	1	0	0	0
		15,50	2	LIEFER	0	0	0	0	1	2	3	0	1	2	0	0
		15,50	2	LKW	0	0	0	0	1	0	0	0	0	0	0	0
		15,50	2	LASTZUG	0	0	0	0	2	0	0	0	0	0	1	0
Summe	116	15,50	2	BUS	0	0	0	0	0	0	0	0	0	0	0	0
15:45	16:00	15,75	2	PKW	0	0	0	0	21	54	35	0	9	13	11	0
		15,75	2	KRAD	0	0	0	0	0	0	0	0	0	0	0	0
		15,75	2	LIEFER	0	0	0	0	1	2	3	0	1	1	0	0
		15,75	2	LKW	0	0	0	0	1	0	0	0	0	0	0	0
		15,75	2	LASTZUG	0	0	0	0	1	0	0	0	0	0	0	0
Summe	153	15,75	2	BUS	0	0	0	0	0	0	0	0	0	0	0	0
16:00	16:15	16,00	2	PKW	0	0	0	0	9	55	26	0	10	12	24	0
		16,00	2	KRAD	0	0	0	0	0	1	0	0	1	0	1	0
		16,00	2	LIEFER	0	0	0	0	5	2	1	0	1	0	1	0
		16,00	2	LKW	0	0	0	0	0	0	0	0	0	0	0	0
		16,00	2	LASTZUG	0	0	0	0	1	0	0	0	0	0	0	0
Summe	150	16,00	2	BUS	0	0	0	0	0	0	0	0	0	0	0	0
16:15	16:30	16,25	2	PKW	0	0	0	0	15	40	42	0	16	9	13	0
		16,25	2	KRAD	0	0	0	0	0	0	0	0	0	0	0	0
		16,25	2	LIEFER	0	0	0	0	3	4	2	0	3	0	4	0
		16,25	2	LKW	0	0	0	0	0	0	0	0	0	0	0	0
		16,25	2	LASTZUG	0	0	0	0	1	0	0	0	0	0	0	0
Summe	153	16,25	2	BUS	0	0	0	0	0	0	1	0	0	0	0	0
16:30	16:45	16,50	2	PKW	0	0	0	0	21	42	48	0	6	8	27	0
		16,50	2	KRAD	0	0	0	0	0	1	0	0	0	0	0	0
		16,50	2	LIEFER	0	0	0	0	0	1	3	0	1	0	2	0
		16,50	2	LKW	0	0	0	0	1	0	0	0	0	0	1	0
		16,50	2	LASTZUG	0	0	0	0	0	0	1	0	0	0	3	0
Summe	166	16,50	2	BUS	0	0	0	0	0	0	0	0	0	0	0	0
16:45	17:00	16,75	2	99 PKW	0	0	0	0	15	62	59	0	16	15	14	0
		16,75	2	99 KRAD	0	0	0	0	0	1	1	0	0	0	0	0
		16,75	2	99 LIEFER	0	0	0	0	3	0	0	0	0	0	0	0
		16,75	2	99 LKW	0	0	0	0	2	0	0	0	0	0	0	0
		16,75	2	99 LASTZUG	0	0	0	0	0	2	0	0	0	0	0	0
Summe	191	16,75	2	99 BUS	0	0	0	0	0	1	0	0	0	0	0	0
17:00	17:15	17,00	2	99 PKW	0	0	0	0	8	45	38	0	16	13	38	0
		17,00	2	99 KRAD	0	0	0	0	0	1	0	0	0	0	0	0
		17,00	2	99 LIEFER	0	0	0	0	1	1	3	0	1	1	1	0
		17,00	2	99 LKW	0	0	0	0	1	0	0	0	0	0	0	0
		17,00	2	99 LASTZUG	0	0	0	0	1	1	0	0	0	0	0	0
Summe	170	17,00	2	99 BUS	0	0	0	0	0	0	0	0	0	0	0	0
17:15	17:30	17,25	2	99 PKW	0	0	0	0	15	48	43	0	10	8	16	0
		17,25	2	99 KRAD	0	0	0	0	0	0	0	0	0	0	0	0
		17,25	2	99 LIEFER	0	0	0	0	2	3	1	0	1	0	0	0
		17,25	2	99 LKW	0	0	0	0	0	0	0	0	0	1	0	0
		17,25	2	99 LASTZUG	0	0	0	0	0	0	0	0	0	0	0	0
Summe	149	17,25	2	99 BUS	0	0	0	0	0	1	0	0	0	0	0	0
17:30	17:45	17,50	2	99 PKW	0	0	0	0	19	60	50	0	18	18	13	0
		17,50	2	99 KRAD	0	0	0	0	0	0	0	0	0	0	0	0
		17,50	2	99 LIEFER	0	0	0	0	0	0	2	0	1	0	2	0
		17,50	2	99 LKW	0	0	0	0	0	0	0	0	0	0	0	0
		17,50	2	99 LASTZUG	0	0	0	0	0	0	1	0	0	0	2	0
Summe	186	17,50	2	99 BUS	0	0	0	0	0	0	0	0	0	0	0	0
17:45	18:00	17,75	2	PKW	0	0	0	0	18	46	45	0	19	17	14	0
		17,75	2	KRAD	0	0	0	0	0	0	2	0	0	0	0	0
		17,75	2	LIEFER	0	0	0	0	0	0	0	0	1	1	2	0
		17,75	2	LKW	0	0	0	0	0	0	0	0	0	0	0	0
		17,75	2	LASTZUG	0	0	0	0	0	0	0	0	0	0	0	0
Summe	165	17,75	2	BUS	0	0	0	0	0	0	0	0	0	0	0	0

2h-Zählung				1	2	3	4	5	6	7	8	9	10	11	12
Summe Kfz/2h (7-9)			797	0	0	0	0	117	242	202	0	43	72	121	0
Summe Pkw/2h (7-9)	1		PKW	0	0	0	0	94	210	177	0	34	57	95	0
Summe Krad/2h (7-9)	1		KRAD	0	0	0	0	1	5	1	0	0	0	1	0
Summe Liefer/2h (7-9)	1		LIEFER	0	0	0	0	13	14	16	0	8	11	13	0
Summe Lkw/2h (7-9)	1		LKW	0	0	0	0	4	2	3	0	1	4	6	0
Summe Lastzug/2h (7-9)	1		LASTZUG	0	0	0	0	5	5	3	0	0	0	6	0
Summe Bus/2h (7-9)	1		BUS	0	0	0	0	0	6	2	0	0	0	0	0
3h-Zählung				1	2	3	4	5	6	7	8	9	10	11	12
Summe Kfz/3h (15-18)			1822	0	0	0	0	209	585	498	0	161	143	226	0
Summe Pkw/3h (15-18)	2		PKW	0	0	0	0	177	557	469	0	148	137	205	0
Summe Krad/3h (15-18)	2		KRAD	0	0	0	0	0	5	3	0	2	0	1	0
Summe Liefer/3h (15-18)	2		LIEFER	0	0	0	0	19	16	21	0	11	5	12	0
Summe Lkw/3h (15-18)	2		LKW	0	0	0	0	6	1	0	0	0	1	1	0
Summe Lastzug/3h (15-18)	2		LASTZUG	0	0	0	0	7	3	4	0	0	0	7	0
Summe Bus/3h (15-18)	2		BUS	0	0	0	0	0	3	1	0	0	0	0	0
Spitzenstunde morgens				1	2	3	4	5	6	7	8	9	10	11	12
Summe Kfz/h	450	7,00	8,00	450	0	0	0	79	133	114	0	21	39	64	0
Summe Pkw/h	1	99	PKW	0	0	0	0	66	117	100	0	13	29	53	0
Summe Krad/h	1	99	KRAD	0	0	0	0	0	4	1	0	0	0	0	0
Summe Liefer/h	1	99	LIEFER	0	0	0	0	7	6	8	0	7	8	6	0
Summe Lkw/h	1	99	LKW	0	0	0	0	3	1	3	0	1	2	3	0
Summe Lastzug/h	1	99	LASTZUG	0	0	0	0	3	2	1	0	0	0	2	0
Summe Bus/h	1	99	BUS	0	0	0	0	0	3	1	0	0	0	0	0
Spitzenstunde nachmittags				1	2	3	4	5	6	7	8	9	10	11	12
Summe Kfz/h	696	16	17,75	696	0	0	0	67	226	198	0	63	56	86	0
Summe Pkw/h	2	99	PKW	0	0	0	0	57	215	190	0	60	54	81	0
Summe Krad/h	2	99	KRAD	0	0	0	0	0	2	1	0	0	0	0	0
Summe Liefer/h	2	99	LIEFER	0	0	0	0	6	4	6	0	3	1	3	0
Summe Lkw/h	2	99	LKW	0	0	0	0	3	0	0	0	0	1	0	0
Summe Lastzug/h	2	99	LASTZUG	0	0	0	0	1	3	1	0	0	0	2	0
Summe Bus/h	2	99	BUS	0	0	0	0	0	2	0	0	0	0	0	0
DTV 24 Stunden				1	2	3	4	5	6	7	8	9	10	11	12
Morgens Kfz				7,50	0	0	0	878	1815	1515	0	323	540	908	0
Morgens Lkw				6,00	0	0	0	54	78	48	0	6	24	72	0
Nachmittags Kfz				3,65	0	0	0	763	2135	1818	0	588	522	825	0
Nachmittags Lkw				6,00	0	0	0	78	42	30	0	0	6	48	0
DTV Kfz				0	0	0	0	820	1975	1666	0	455	531	866	0
DTV Lkw				0	0	0	0	66	60	39	0	3	15	60	0

Graphische Darstellung der DTV-Werte:



Graphische Darstellung der Spitzenstundenwerte morgens (07:15 - 08:15)



Graphische Darstellung der Spitzenstundenwerte nachmittags (16:45 - 17:45)

